

Under \$1000 Product Portfolio

Issue 1

Contents

Capability Statement	4
Bath, Toilet & Shower	6
Patient Handling	11
Pressure Care	34
Wheelchairs	46
Seating	51
Mobility Solutions	55
Bedroom Solutions	60
Patient Safety	62

CAPABILITY STATEMENT

Active Medical Supplies is a pioneer in medical device and equipment manufacturing. The experienced team at Active Medical understand both professionally and personally, the importance of maintaining independence within the comfort of your own home or the community including educational settings. A lot of the people we help are still independent, however, just need assistive solutions as result of an injury, Hospital visit, Healthcare professional's advice or to help loved ones with their daily life.

With over 30 years of experience helping with solutions in community care, we understand sometimes that daily tasks may become difficult. Often things that we have taken for granted like getting out of bed, lifting yourself from a chair or just even moving around the house, inherit more effort than they have before.

For those who come into our showroom, we can replicate the scenarios you would face at home with our daily living set ups. Our experienced and courteous staff gladly provide all the information and assistance you require.

We work extensively with Physiotherapists, Occupational Therapists and Aged Care Clinicians so that we can find the right form of solution for you. Over the course of 30 years, we have provided solutions to community care with diligence and professionalism. Our customers' assurance comes from the fact that we help you find the most suitable solution.


We take great pride in the assembling and manufacturing of all of our products. We culminate to the highest standards in care, comfort for the patient and project cost efficiency.

Procurement & Distribution

Active Medical has developed a network of manufacturers in Australia and around the world – from Germany and Sweden to the United States of America and consults directly with industry professionals to ensure the products we provide responds to unique patient specifications.

The success of our business is supported by our ability to collaborate with manufacturers that not only provide the highest quality of products and services, but are aligned with our mission and commitment to our social, corporate and environmental responsibilities.

Our efficient distribution systems are underpinned by our strong relationships with manufacturers and two centralised warehouses with a capacity to hold up to 50,000 items. This ensures the fast turn around and on time delivery demanded by the health care industry and the needs of people in care. We ensure that all our products are ethically sourced and supplied and meet environmental standards.



*Disclaimer

Active Medical Supplies does not take responsibility for incorrect application of products. This publication is a guide only to assist in selecting products suitable to your clients. Please use in conjunction with professional advice.

CAPABILITY STATEMENT

Did you know...



We sanitize **all products** that leave our warehouses



We offer full product **demonstrations and video trials**



We offer **contact free delivery**



Our staff are **double vaxxed** with boosters



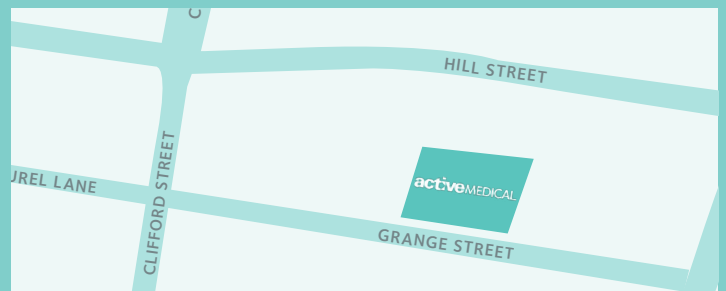
Our showroom is a **controlled environment** that we can also offer trials

Come in & have a chat!

Book a consultancy today!

Active Medical facilitates a showroom on site to replicate the home care environment. Our showrooms are used to replicate a residential care bedroom setting and allows us to offer unique demonstrations and training tailored to your needs.

We are located in Cannon Hill and Toowoomba with wheelchair accessibility. We showcase our extensive range of electric beds, wheelchairs, mobility, patient handling, safety equipment, bathroom solutions and accessories.



Cannon Hill

35 Southgate Ave, Cannon Hill QLD 4170



Toowoomba

11 Grange St Toowoomba City QLD 4350



Showroom Opening Hours

Monday to Friday | 8:00am to 4:00pm



Showroom Opening Hours

Monday to Friday | 8:00am to 4:00pm

BATH, TOILET & SHOWER



Staebel ExtraCare Over Toilet Frame

This Extra Care over toilet frame, one of four available sizes, features an Aluminium frame with armrests and plastic seat and splash guard.

- 500mm wide seat width
- Ideal for people with hip or knee injuries or those who need an increased seat height
- Bowl available as an accessory for commode use.
- Splash guard included
- Push button height adjustment
- 150kg Safe Weight Limit

SPECIFICATIONS:

Product Code	1750J
Width Between Arms	500 mm
Seat Width	370 mm
Seat Height	470 - 610 mm
Armrest Height	751 - 855 mm
SWL	150 kg



ExtraCare Over Toilet Frame

This Extra Care over toilet frame, one of four available sizes, features a zinc treated, epoxy coated frame with armrests and plastic seat and splash guard.

- 550mm wide seat width and reinforced frame for the user up to 175kg
- Ideal for people with hip or knee injuries or those who need an increased seat height
- Bowl available as an accessory for commode use.
- Splash guard included
- 175kg Safe Weight Limit

SPECIFICATIONS:

Product Code	1771
Width Between Arms	550 mm
Seat Width	550 mm
Seat Height	500 mm
Armrest Height	700 mm
SWL	175 kg

SIZES AVAILABLE:

Product Code	1770	1772	1773
Seat Width	500 mm	600 mm	650 mm
SWL	135 kg	195 kg	210 kg



Aluminium Over Toilet Frame

This aluminium over toilet frame is adjustable in height and fits over the toilet. This frame has been designed to assist the user who has difficulty sitting down or standing up by raising the toilet seat height.

- Aluminium construction for long life
- No risk of rust
- Removable splash guard included
- Lift up seat that removes for cleaning
- Ideal for those with hip or knee injuries or who require an increased seat height
- Unique stacking design saves space when storing more than one frame
- Multi D leg adjustment ensures stability on uneven surfaces
- Push button height adjustment
- Non slip guides on base of legs

SPECIFICATIONS:

Product Code	1755J
Width Between Arms	450 mm
Seat Height	475 - 610 mm
Overall Width	560 mm
Armrest Height	700 - 850 mm
Footprint (W x D)	560 x 590 mm
SWL	150 kg

BATH, TOILET & SHOWER



Folding Aluminium Over Toilet Frame

This Over Toilet frame is ideal for those who need to remove or transport it often.

- Powder coated aluminium frame - light to carry
- Seat is able to be removed for replacement and/or cleaning
- Adjustable seat height to suit the individual's requirements



SPECIFICATIONS:

Product Code	1760
Width Between Arms	460 mm
Seat Height	480 - 630 mm
Overall Height	680 mm
Armrest Height	680 - 830 mm
Footprint (WxD)	530 x 510 mm
SWL	90 kg



Bariatric Over Toilet Frame

Constructed from sturdy steel, this product is supplied complete with a splash-guard, bowl and lid. The padded seat and lid have heat welded seams for easy cleaning and infection control. The removable backrest adds stability when being used as a bedside commode and can be simply removed for over toilet use. The moulded armrests assist transfers.

SPECIFICATIONS:

Product Code	1776
Width Between Arms	600 mm
Min Seat Height	430 mm
Max Seat Height	570 mm
SWL	295 kg

BATH, TOILET & SHOWER



Trix 3 in 1 Shower Chair

- Assists patient with showering and toileting.
- Clear rear open space enabling positioning over the toilet.
- Easy access for hygiene with open armrest design.
- Deeper access front trough for easy cleaning.
- Integral pan carrier glides. Back saver design, assists with emptying the bowl, can be removed half way, self supporting while the bowl/pan is removed.
- Grade 304 stainless steel heavy wall thickness tubing forming robust frame to withstand extensive wet area use.
- Reinforced seat/back frame and armrests – weight bearing.
- Easy removable seat, using the Juvo Registered Design “Klipps” System
- Transportation wheels for effortless manoeuvring.
- Interchangeable so wheelchair can be pulled by back or armrest.
- Adjustable seat height for improved client positioning.
- Fully adjustable seat depth to assist with client positioning.
- Selection of seamless Polyurethane padded seats & pressure care seats (open or closed fronts).
- Armrests project beyond the seat to assist patient in sitting down and standing up.
- Splayed armrest design to eliminate pinch point to patient when sitting down and standing up.
- Flexible impervious non-woven back straps conforming to client shape for support and comfort. Antibacterial and non-suction designed straps to avoid skin tear when client is wet.
- Curved Backrest design to allow for natural prominence of the gluteal shelf.

SPECIFICATIONS:

Product Code	1783	1779	1780	1781	1782
Seat Width	460 mm	510 mm	610 mm	710 mm	910 mm
Width Between Arms	510 mm	560 mm	660 mm	760 mm	960 mm
Overall Depth	650 - 750 mm	650 - 750 mm	650 - 750 mm	650 - 750 mm	710 - 810 mm
Wall to Rear of Aperture	240 - 340 mm	240 - 340 mm	240 - 340 mm	240 - 340 mm	240 - 340 mm
Toilet Bowl Clearance - Width x Height	390 x 500 mm	440 x 500 mm	540 x 500 mm	640 x 500 mm	840 x 500 mm
To Underside of Pan Carrier - Width x Height	390 x 480 mm	440 x 480 mm	540 x 480 mm	640 x 480 mm	840 x 480 mm
Armrest Height from Seat	210 mm	210 mm	210 mm	210 mm	210 mm
Backrest Height	430 mm	430 mm	430 mm	430 mm	430 mm
Overall Height	920 - 1100 mm	920 - 1100 mm	920 - 1100 mm	920 - 1100 mm	920 - 1100 mm
Overall Width	630 mm	680 mm	780 mm	880 mm	1080 mm
Seat Depth - 5 settings at 25mm increments	470 - 570 mm	470 - 570 mm	470 - 570 mm	470 - 570 mm	495 - 595 mm
Seat Height - 7 settings at 25mm increments	410 - 560 mm	410 - 560 mm	410 - 560 mm	410 - 560 mm	410 - 560 mm
SWL	400 kg	400 kg	400 kg	400 kg	400 kg

BATH, TOILET & SHOWER



Male Urinal

A clear polypropylene bottle with integrated handle. Calibrated for output recording, bottle is autoclavable.

- Capacity of 1 Litre, graduated in 100ml increments.

SPECIFICATIONS:

Product Code 1980



Standard Bed Pan

- This bedpan is made from polypropylene.
- Also autoclavable.
- The standard bedpan is heavy duty and ideal for institutional use.

SPECIFICATIONS:

Product Code 1990



Commode Bowl

This bowl and lid is suitable for use with the current 7952 bedside commode, and also with the current style overtoilet frames.

SPECIFICATIONS:

Product Code 1821



Spil-Pruf Urinal

These urinals will not spill or leak in any position. Spil-Pruf urinals help reduce odour problems while increasing confidence.

- Contents are not visible
- Autoclavable

SPECIFICATIONS:

Product Code 1985



Female Adaptor for Spil-Pruf

These urinals will not spill or leak in any position. Spil-Pruf urinals help reduce odour problems while increasing confidence.

- Contents are not visible
- Autoclavable
- Suitable for women

SPECIFICATIONS:

Product Code 1986



Commode Bowl & Handle

It is suitable for use with the current 7952PA bedside commode, and also with the current style of overtoilet frames and aids. Includes handle.

- Autoclavable
- Top diameter 290 mm
- Base diameter 210 mm
- Height 120 mm

SPECIFICATIONS:

Product Code 1989

PATIENT HANDLING



Stabel Support Walk Belt

A supportive Belt to help with transferring or walking. The ergonomically designed handles enable the care giver to hold the patient close without the need to grab clothes.

Ranging from Small to Large (adult sizes) this wonderful range of comfortable and supportive belts means that getting close to your patient has never been easier.

Simply place the belt around the person's waist, adjust to fit and then buckle. The ergonomically designed handles are perfectly located for user comfort and functionality. The belt is also washable.

- Helping a person from sitting to standing and vice versa
- Walking
- Supporting
- Helping whilst transferring on a sitting transfer board
- Comfortable to wear
- Give a feeling of added security
- Easily adjusted to fit

SPECIFICATIONS:

Product Code	210082	
Width	250 mm	
Size	Small	
Length	730 - 910 mm	

SIZES AVAILABLE:

Product Code	210083	210084
Size	Medium	Large
Width	250 mm	250 mm
Length	880 - 1040 mm	1040 - 1170 mm




Stabel One Way Slide and Lock

The One Way Slide & Lock are designed to allow carers to help a user slide to the back of a chair or wheelchair and not be able to slide down.

Handles are positioned equally along the length of the product and carers can use the handles directly or attach extension straps to the handles, to prevent them having to bend down.

- To help people to sit back properly in chairs or wheelchairs without sliding back down. People independently, or with assistance by one or two carers depending upon need
- Prevent people sliding down in wheelchairs, chairs and beds
- Improves people's seating posture and comfort
- Allows people to be positioned further back in a chair
- Increases people's independence
- Can be used unassisted or with carer assistance



SPECIFICATIONS:

Product Code	210190	
Width	800 mm	
Length	650 mm	

PATIENT HANDLING



Staebel ComfortCare Bed Top Sheet

The ComfortCare is an in-bed sliding system for the care of the long term or 24 hour patient. The amazing ComfortCare offers patients 100% comfort and carers the ability to manoeuvre and reposition them in all directions with ease and then secure that position when needed.

- Moves a patient in all directions
- The locking panel will hold the patient steady
- Offers patients comfort and dignity
- Patients can remain on this indefinitely, either directly or under a cotton bed sheet
- Carers can re-position and manoeuvre patients without the need to disturb or handle directly
- Reduces risk of injury to carers
- Enhances patient care and clinical outcomes
- Suitable for use with hoists
- Easy to use
- Polycotton system, with low-friction inner linings
- Two panel system enables up/down manoeuvres, turning, swivelling, sitting up safely, transferring and turning into prone position
- Integral locking panel means safe position can be secured, even in sitting
- Suitable for single carers
- Washable at 40°C to 80°C and low temperature tumble dry
- Spare panels available

SPECIFICATIONS:

Product Code	210295
Width	1400 mm
Length	2000 mm
SWL	200 kg

Staebel ComfortCare Bed Base Sheet

The ComfortCare is an in-bed sliding system for the care of the long term or 24 hour patient. The amazing ComfortCare offers patients 100% comfort and carers the ability to manoeuvre and reposition them in all directions with ease and then secure that position when needed.

- Moves a patient in all directions
- The locking panel will hold the patient steady
- Offers patients comfort and dignity
- Patients can remain on this indefinitely, either directly or under a cotton bed sheet
- Carers can re-position and manoeuvre patients without the need to disturb or handle directly
- Reduces risk of injury to carers
- Enhances patient care and clinical outcomes
- Suitable for use with hoists
- Easy to use
- Polycotton system, with low-friction inner linings
- Two panel system enables up/down manoeuvres, turning, swivelling, sitting up safely, transferring and turning into prone position
- Integral locking panel means safe position can be secured, even in sitting
- Suitable for single carers
- Washable at 40°C to 80°C and low temperature tumble dry
- Spare panels available

SPECIFICATIONS:

Product Code	210296
Width	900 mm
Length	2000 mm


PATIENT HANDLING



Staebel In Bed Turner 4-Way with Handles

InBed Turner 4-Way with Handles allows safe and easy repositioning for people in bed – enabling them to turn from side to side and move up and down, with or without the aid of a hoist. They are designed for more dependent users who need assistance in bed, often from a single carer, and are designed to be used on top of one of our InBed Turner Base Sheets. They do not work on their own.

- Can remain under the patient at all times.
- Great for those who need multi positioning in bed – up / down and turning.
- Reduces risk of tissue and nerve damage.
- Helps to reduce incidence of pressure sores developing.
- The combination of both silky smooth satin panels working with each other mean easy, quiet and safe movements.
- Cotton and polyester mix for great comfort and repeated washing.
- Washable to 90C.
- Four-way movement in all directions for patient care.
- Allows more dependent people to be moved in comfort and safety.
- Cotton and satin fibres make for comfortable in-bed experience.
- Choice of torso or full length models.
- Available with or without handles for attachment to hoists.
- Main sizes are all 200cm wide, allowing the sheet to be tucked in after repositioning, increasing patient security.



SPECIFICATIONS:

Product Code	210322
Width	2000 mm
Length	1400 mm
SWL	300 kg

SIZES AVAILABLE:

Product Code	210324
Width	2000 mm
Length	2000 mm
Height	13 mm

USE WITH:

Product Code	210321
Product Code	210323
Product Code	210325


PATIENT HANDLING



Staebel In Bed Turner Base Sheet

The InBed Turner Base Sheet is part of our renowned satin range for in-bed repositioning and patient care. All InBed Turner Base Sheets allow safe and easy repositioning for people in bed enabling them to turn easily from side to side but not slip down. Extra safety is provided by the striped cotton edges on all of our Base Sheets. They can be used on their own or combined with one of our Satin Top Sheets for those who need more in bed repositioning care.

- Reduces risk of tissue and nerve damage
- Helps reduce pressure sores developing
- No training required
- Easy turning and repositioning with little effort
- Great for those having difficulty turning in bed
- Washable
- Full length or midi length satin
- Central satin panel is smooth for ease of movement
- Anti-slip cotton polyester on edges reduces risk of slipping
- Cotton polyester for enhanced comfort and repeat washing
- Single and king options are fitted sheets. The double is a flat sheet.



SPECIFICATIONS:

Product Code	210321
Size	Single
Width	2000 mm
Length	900 mm
SWL	300 kg

SIZES AVAILABLE:

Product Code	210323
Size	King Single
Width	2000 mm
Length	1050 mm
SWL	300 kg

USE WITH:

Product Code	210322
Product Code	210324

PATIENT HANDLING



Stael In Bed Sit Support

This easy-to-attach bed ladder allows patients to maintain control as they sit up and lie down. Patients who would otherwise struggle to manoeuvre themselves gain a whole new level of independence with the bed rope ladder, allowing them to reposition themselves safely and easily.

You will love how simple this multicoloured functional webbing ladder is to attach. No knots to ties or worry about. Just loop it through itself and then use the different coloured rungs to help you as you sit up or lie down. Ideal if you want to maintain your independence and just need a little more help or if you are going through a process of rehabilitation.

- To help people sit up/lie down independently and in a controlled manner



SPECIFICATIONS:

Product Code	210440
Width	160 mm
Length	1880 mm
SWL	300 kg



EasySlide Patient Transfer

The EasySlide can be used when transferring between bed/stretcher and X-ray table, operating table, shower trolley etc. Can also be used for turning the patient on the operating table from front to back position when special care is needed. The EasySlide provides a smooth and very easy transfer for both staff and patient.

Accessories: Disposable cover environmentally safe and a wall rack. The EasySlide 100 cm can be used for turning the patient in bed, especially useful on wet or on high friction surface. It reduces the friction under shoulders and hips. To be taken away after use.

SPECIFICATIONS:

Product Code	211030
--------------	--------



EasySlide Disposable Box

EasySlide, disposable is a new, unbelievably versatile sliding mat that makes many common transfers, even heavy ones, easier for both the user and the caregiver. Easy-to-use and designed for turning and repositioning higher up in bed, for supine and seated transfers, and for repositioning in the seated position. It can also be used to lift the user's legs in and out of bed, to assist dressing and undressing, and to facilitate application of a lifting sling.

The disposable EasySlide is made from an environmentally friendly polyethylene which, when incinerated, gives off only carbon dioxide and water.

- Disposable product for short-term use, for maximum hygiene and safety.
- Always new, clean and fresh.
- Tough and durable, with superior glide properties.
- Many different application areas.
- User guide is always at hand as the instructions are printed on each mat.
- Ideal for use in hospitals and where extra high demands are placed on hygiene.
- Non-water soluble; perfect for transfers in showering and hygiene situations.

SPECIFICATIONS:

Product Code	212043
Width	700 mm
Length	1200 mm

PATIENT HANDLING



OneWaySlide - Tubular

OneWaySlide is a sliding mat with many functions. The main one improves sitting positions in chairs or wheelchairs. The sliding mat effectively retards forward movement yet slides backwards, making it easy for the carer to help the user move into a more comfortable position in the chair. It is simply a case of grabbing the handles and pulling – without great use of force.

OneWaySlide is also available in a tube-shaped design without handles for the more active user.

OneWaySlide is made of polyester, polyethylene and our own unique sliding material ULF (Ultra Low Friction).

- The soft, padded surface is very comfortable to sit on.
- The ULF sliding material under the buttocks makes it easy to pull the user backwards.
- A non-slide area prevents the user from sliding forward.
- Robust handles mean that carers need not physically pull users.
- Straps for attachment to wheelchairs.

OneWaySlide - 45cm

The OneWaySlide is a sliding mat with many functions. The main one improves sitting positions in chairs or wheelchairs.

The sliding mat effectively retards forward movement yet slides backwards, making it easy for the carer to help the user move into a more comfortable position in the chair. It is simply a case of grabbing the handles and pulling – without great use of force.

- The OneWaySlide is also available in a tube-shaped design without handles for the more active user.
- The OneWaySlide is made of polyester, polyethylene and unique sliding material ULF (Ultra Low Friction).
- The soft, padded surface is very comfortable to sit on
- The ULF sliding material under the buttocks makes it easy to pull the user backwards
- A non-slide area prevents the user from sliding forward
- Multiple robust handles ensure that carers need not physically pull but merely guide
- Comprises additional straps for attachment to wheelchairs

OneWaySlide - 55cm

The OneWaySlide is a sliding mat with many functions. The main one improves sitting positions in chairs or wheelchairs.

The sliding mat effectively retards forward movement yet slides backwards, making it easy for the carer to help the user move into a more comfortable position in the chair. It is simply a case of grabbing the handles and pulling – without great use of force.

- The OneWaySlide is also available in a tube-shaped design without handles for the more active user.
- The OneWaySlide is made of polyester, polyethylene and unique sliding material ULF (Ultra Low Friction).
- This model boasts a 550mm width to accommodate the large client or those seated in a chair with a generous seating area.
- The soft, padded surface is very comfortable to sit on.
- The ULF sliding material under the buttocks makes it easy to pull the user backwards
- A non-slide area prevents the user from sliding forward
- Multiple robust handles mean that carers need not physically pull users
- Comprises additional straps for attachment to wheelchairs

SPECIFICATIONS:

Product Code 212070

SPECIFICATIONS:

Product Code 212076
Width 450 mm

SPECIFICATIONS:

Product Code 212077
Width 550 mm

PATIENT HANDLING



Staebel Sure Foot Pad

The Sure Foot Pad is a really helpful, inexpensive answer to the problem of feet slipping, on the floor or in bed.

Suitable for use on the floor or in bed, this Sure Foot Pad is designed as a safety aid that helps to prevent feet slipping. It can be used to stand on when sitting or rising from a chair, or it can be used with a slide sheet to aid movement in bed or with a Slide & Lock to aid movement in a chair. A helpful aid for more independent living, it is hard wearing and easy to clean.

Simply place the foot pad on the surface you need to gain more grip on and your feet won't slip. You will love its simplicity because it gives you so much independence and is also a really useful aid for rehabilitation.

Ideal for use with small slide sheets to slide further up the bed or on the floor, on its own or with products such as Slide & Locks. In fact there are so many places that you can use this product, some people even have two; those for the floor and those for use in bed!

- Gaining more floor grip with your feet
- Helping people be more independent
- A rehabilitation aid



SPECIFICATIONS:

Product Code	210001
Width	400 mm
Length	480 mm



Staebel Handy Legs

An aid to help lift a leg/legs into and out of bed and/or cars. Can be used independently or by a single carer.

It can be used in most situations where you need to raise your legs into bed or onto the couch/sofa but you must have sufficient strength to be able to sit unaided on the edge of the bed.

- The Handy Legs can also be used to help one leg only



SPECIFICATIONS:

Product Code	210050
Width	250 mm
Length	280 mm
Thickness	50 mm



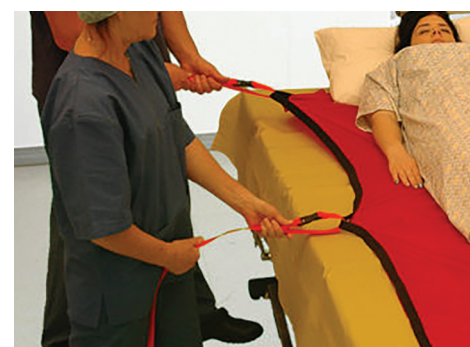
Staebel Slideezi Support Straps

These Support Straps are used to reduce the risk of over-stretching and reaching in frequent supine transfers.

No need to launder reducing the chance of losses.

A new concept in support straps, these can be wiped down and/or washed in soapy water, rinsed and then left to dry. Used to reduce the risk of over-stretching and reaching in frequent supine transfers, they simply clip onto the handles of the flat Slideezi with handles and other patient handling equipment.

- For use in supine transfers
- Reducing the risk of overreaching & stretching



SPECIFICATIONS:

Product Code	210064
Width	50 mm
Length	750 mm
SWL	100 kg

PATIENT HANDLING



Stabel Emergency Lifting Kit

An answer to the problem of handling a collapsed person in a number of situations – in a tight space, on the floor or in bed.

This specially designed pack contains all the equipment you will need, especially where there is no mechanical aid available. For example:

- Arrest in bed or in a chair
- Collapsed in an awkward corner or tight space.
- Collapsed on the floor and no mechanical hoist or lifting mattress available to lift off the floor.

Designed in line with the Guidelines for Safer Handling during Resuscitation in Healthcare Settings this exclusive pack contains:

- 2 x Slideezi + Handles
- 1 x Rolling Slide
- 1 x Lifting Sheet
- 2 x Support Straps



SPECIFICATIONS:

Product Code 210140 (Complete Kit)



Stabel Lifting Sheet

The Lifting Sheet offers the ultimate falls management solution for transporting an injured person from the site of a car accident or other emergency.

No stretcher hoist? No way to lift a person safely? Look after your staff and patients by providing them with this inexpensive lifting sheet, designed to protect both patients and health professionals during lifting procedures.

The Lifting Sheet is a lightweight falls management solution, ideal for use when health professionals need to raise someone from the floor in a horizontal position. Designed in conjunction with the Guidelines for Safer Handling during Resuscitation in Healthcare Settings, the lifting sheet is perfect for post-resuscitation transfers where a stretcher hoist is not available to move the patient from the floor onto a bed or trolley.

- Lightweight solution when no stretcher hoist is available
- Washable at 74°C
- Waterproof
- Fire-retardant



SPECIFICATIONS:

Product Code 210138
Width 800 mm
Length 1950 mm
SWL 150 kg



Stabel Easy Dress Kit

Getting dressed in bed has never been easier – the Easy Dress Kit enables dignified dressing for patients who need carer assistance.

This Easy Dress Kit is a complete set of in-bed dressing aids that enables one or two carers to dress a patient/client fully in bed. Where dressing is difficult or uncomfortable, they enable easy dressing and promote patient dignity.

- 2 x Easy Dress Legs
- 2 x Easy Dress Arms
- 1 x Flat Sheet (folded in a handy storage bag)
- Easy dressing aid for carers to clothe a person in bed
- Suitable as an aid for an individual who can clothe themselves but require a little help
- Super Slippy fabric for extra ease
- Available in Washable and disposable material
- Available in Standard (one size fits all)
- Washable 40° to 74° and low tumble dry
- Replacement parts available if lost



SPECIFICATIONS:

Product Code 210153 (Complete Kit)

PATIENT HANDLING



Staebel Knee Cushion

The Knee Cushion will provide a comfortable cushion for those who spend a long time kneeling as part of their job and/or find it painful to kneel on the floor.

Our Knee Cushions can be used on any floor surface, inside or out, and will provide a clean and comfortable surface to kneel on whilst protecting and insulating your knees.

They are completely sealed and have been welded to ensure that they are easy and safe to wipe down.

There is no need to send these Kneel Cushions to the laundry or worry about cross-infection anymore.



SPECIFICATIONS:

Product Code	210250
Diameter	450 mm
Thickness	40 mm



Staebel Safemove

The Safemove has been developed with practitioners and allows radiotherapists to position their patients far more precisely than has been possible until now.

Positioning patients for laser precision has always been difficult and achieving that specific position can be uncomfortable and awkward for the patient and extremely hard, tiring and heavy work for staff. It can result in potential skin damage to patients and injury risk to staff. However, by placing the Safemove under the patient (breast or pelvic areas), staff can use the straight and/or curved handles to much more easily re-position their patients to line up precisely with the lasers.


- No need to manually handle patients
- Reduced risk of tissue damage



SPECIFICATIONS:

Product Code	210317
Width	370 mm
Length	620 mm

PATIENT HANDLING



Staebel Anti Shear Mattress Cover

A simple answer to the problem of constantly putting slide sheets in and out – lightweight and easy to use. You will love the Anti Shear Mattress Cover’s simplicity as it makes it so much easier to adjust someone’s position without disturbing them and really reduces the risk of injury for staff.

Thinner than a bed sheet, this product fits over the mattress and does not impinge on any pressure reducing qualities the mattress may have. You can sit the client/patient up in bed without the risk of them slipping down, and it only becomes fully slippy when you introduce a flat slide sheet on top to perform the manoeuvre that needs to be performed.

Just place the Anti Shear Mattress Cover over the bed mattress and, if you want to, put the normal bed sheet on top, tucking it in. When you need to reposition someone, untuck the bed sheet and unroll a flat slide sheet in between the Anti Shear Mattress Cover and bed sheet (without disturbing the patient) and use this to achieve a new position. Then slip out the slide sheet easily, retuck the bed sheet and your patient will be comfortable.

- Specialist technical fabric is fully breathable, lightweight and quiet
- Fabric is thinner than a bed sheet and will not impinge on pressure reducing qualities of mattresses
- Light-weight and compact
- Washable at 40°C to 74°C
- When using the base sheet to lie on, independent people can turn more easily in bed
- Breathable fabric means that people will not sweat or get too hot – as can happen with other systems

SPECIFICATIONS:

Product Code	210290
Width	900 mm
Length	2000 mm

Staebel Bed Transfer Assist

The Bed Transfer Assistant has been designed to assist in supporting the lower limbs during functional transfers.

Simple and brilliant, our Bed Transfer Assistant allows one carer to safely raise a person’s legs and swivel them around into bed and vice versa!

- Cotton upper for comfort.
- Raising legs and swivelling in a sitting position by a single carer



SPECIFICATIONS:

Product Code	210315
Width	600 mm
Length	640 mm
Thickness	30 mm
SWL	100 kg

PATIENT HANDLING



Stael Easy Hands

These silicon coated nylon slippy gloves are designed for carers and can be used to make patients/service users much more comfortable in many ways. For example: skin smoothing, positional adjustments and inserting slings etc.

- Technically designed fabric means the gloves slide easily on the outside but will not slide off the users hands
- Easy to slide under patients for improved patient care
- Can be used for a multitude of patient care tasks:
 - Skin smoothing
 - Tucking in sheets
 - Adjusting patient clothing
 - Moving pillows
 - Inserting slings etc
- Supplied in pairs
- Slippy outer and grippy inner material
- Fits to elbow



SPECIFICATIONS:

Product Code	210339
Width	200 mm
Length	520 mm



Stael Easy Dress Arms

A pair of long slippy sleeves that can slide over a person's arm and ease the putting on of upper body garments.

For best practice: The sleeves work especially well with a flat slide sheet underneath the bed bound person to facilitate the slide.

- Help carers put a shirt, blouse or jumper on a bed bound person/child or someone who requires a lot of assistance



SPECIFICATIONS:

Product Code	210159
Size	Medium
Width	1070 mm
Length	280 mm

SIZES AVAILABLE:

Product Code	210161
Size	Large
Width	270 mm
Length	1090 mm

PATIENT HANDLING



Stael Easy Dress Legs

A pair of long slippy leg sleeves that can slide over a person's legs and ease the putting on of lower half garments.

For best practice: The sleeves work especially well with a flat slide sheet underneath the bed bound person to facilitate the slide.

- Help carers put trousers/pyjamas on a bed bound person/child or someone who requires a lot of assistance



SPECIFICATIONS:

Product Code	210160
Size	Medium
Width	340 mm
Length	1200 mm

SIZES AVAILABLE:

Product Code	210162
Size	Large
Width	360 mm
Length	1300 mm



Stael Slideezi with Handles

The Slideezi with Handles are manufactured using an ultra-slippy material developed by pioneering fabric specialists Slideezi®. While one side of the slide sheet is luxuriously soft to offer maximum comfort and quietness, technically advanced fibres give the other side a slippy finish, ideal for repositioning a patient in a bed or trolley.

The Slideezi with Handles allow health professionals to effortlessly manoeuvre patients/clients into a virtually endless list of positions so that they can remain comfortable at all times. Whether patients are using a bed or a trolley, health professionals can use the slide sheets to turn patients into comfortable positions and also transfer them from one surface to another.

- Superb slideability on both sides for ease of use
- Easy to insert and remove
- Superb comfort for patient during repositioning
- Quiet and soft for improved patient experience
- Fabric is manufactured using advanced technical fibres
- Effortless and easy repositioning
- Used in pairs for best performance



SPECIFICATIONS:


Product Code	210432
Width	700 mm
Length	1700 mm
SWL	300 kg

PATIENT HANDLING



FlexiMove

The Fleximove has numerous applications to support and assist when raising and sitting down, transfer to bed, sitting on the edge of the bed, etc. The FlexiMove has two pairs of handles giving a choice of grip for safety and comfort. This model features a nylon inner surface which is more suitable for use in wet areas or showering being soiling and moisture repellent.



SPECIFICATIONS:

Product Code	213012
Width	600 mm
Length	200 mm
SWL	150 kg

FlexiMove Maxi

FlexiMove is primarily designed for moving higher up in bed, turning and sideways transfers. In these situations, pulling is easier than lifting as the underside is smooth and slides very well in the bed. When lifting cannot be avoided, FlexiMove can be used for both sitting and supine transfers.

In narrow spaces and when there is no access to a mechanical lift, FlexiMove can be an alternative. The long FlexiMove, which is easy to place under the user, is suitable for lifts from the floor, as it covers the major part of the body. The robust handles and the padded board make the transfer safe and comfortable for both user and carer.

Remember never to lift more than is legally permitted and appropriate for the individual's ability.

- FlexiMove is available in three sizes with four or six handles, all for users weighing max 150 kg/330 lbs.
- Strong, smooth and comfortable handles.
- The flexible plastic board makes FlexiMove stable but still easy to use in all positions.
- The light foam padding makes FlexiMove comfortable and gentle to lie on.
- The cover is made of liquid-repellent nylon and is very easy to clean.
- The reverse side is smooth, which facilitates the transfer.

SPECIFICATIONS:

Product Code	214016
Width	600 mm
Length	200 mm
SWL	150 kg

PATIENT HANDLING



Thorax Sling

The Thorax sling is a specially adapted sit-to-stand vest that is used in combination with the MiniLift. It is easy to apply while giving the user a sense of security during rising and comes standard with arm holders for hemiplegic users.

- Facilitates toileting
- Does not ride up under the arms
- Alternative lift loops enable an upright posture regardless of user's height
- Durable buckle fastening (no Velcro that can catch on clothing etc.)

SPECIFICATIONS:

Product Code	2145500004	2145500008
Size	Small	Extra Large
User Weight	30 - 60 kg	100 - 150 kg
Width	94 mm	146 mm
SWL	300 kg	300 kg



Thorax Sling with Seat Support

The Thorax sling with seat support is a specially adapted sit-to-stand vest that is used in combination with the MiniLift and true to it's name, offers support to the patient around the bottom region.

- Does not ride up under the arms
- Alternative lift loops enable an upright posture regardless of user's height
- Durable buckle fastening (no Velcro that can catch on clothing etc.)

SPECIFICATIONS:

Product Code	2145600004	2145600006	2145600007	2145600008
Size	Small	Medium	Large	Extra Large
User Weight	30 - 60 kg	50 - 80 kg	70 - 110 kg	100 - 150 kg
Width	94 mm	104 mm	124 mm	146 mm
SWL	300 kg	300 kg	300 kg	300 kg

PATIENT HANDLING



Thorax Sling Wipeable

Together with MiniLift, Thorax Sling provides a very gentle and pleasant sit-to-stand experience. The movement of the lift arm is designed so that the pulling motion ends comfortably in the lower back, which prevents the vest from riding up under the arms. This model is made from a wipeable material which can be cleaned using disinfectants.

- ThoraxSling, wipeable is intended for users weighing max 205 kg/450 lbs.
- Easy for the caregiver to apply
- Very comfortable and gives the user an added sense of security
- Facilitates toileting
- Does not ride up under the arms
- Alternative lift loops enable an upright posture, regardless the user's height
- Also available in sizes small – XX-large

SPECIFICATIONS:

Product Code	2145550006
Size	Medium
SWL	205 kg



Stretcher Sling - Polyester

StretcherSling is a lifting sling that is used in combination with mobile lifts or stationary lift systems and SystemRoMedic™ StretcherBar, a specially designed sling bar for horizontal lifting and transferring of users in a lying position.

- Easy for the caregiver to apply and remove
- Gives the user an added sense of security
- Five lift straps on both sides of the lifting sling
- StretcherSling is available in one size
- SWL 300 kg

SPECIFICATIONS:

Product Code	2146502007
SWL	300 kg



RollerSlide Reuseable Cover

Romedic Accessory

- Red RollerSlide Sliding Cover 176 x 52cm (suits models 219140,9142, 9145 & 9148)

SPECIFICATIONS:

Product Code	219136
Width	1760 mm
Length	520 mm

PATIENT HANDLING



RollerSlide Disposable Cover

Romedic RollerSlide Disposable Cover to suit 219145 and 219148 (2x50 pc/p box) Disposable plastic covers, which are available as accessories for RollerSlide, provide for improved hygiene and less laundry. The disposable covers are made from bio-degradable polyethylene.



Rollerslide Flexi with Cover

Romedic RollerSlide Disposable Cover to suit 219145 and 219148 (2x50 pc/p box) Disposable plastic covers, which are available as accessories for RollerSlide, provide for improved hygiene and less laundry. The disposable covers are made from bio-degradable polyethylene.



Rollerslide Patient Transfer

The RollerSlide provides a painless and comfortable transfer of patients with special needs. Ideal for bed/trolleys/X-ray/theatre transfers.

The RollerSlide is particularly useful when there is a difference in levels or a small gap between the two surfaces. RollerSlide is a lightweight folding transfer board with a unique sliding cover of Ultra Low Friction (ULF) material. The ULF cover slides around the board whilst the patient is being transferred. The Flexi version does not require a flat surface and can be folded along the centreline lengthwise.

SPECIFICATIONS:

Product Code 219138

SPECIFICATIONS:

Product Code 219148
Width 500 mm
Length 1750 mm

SPECIFICATIONS:

Product Code 219155
Width 500 mm
Length 850 mm

PATIENT HANDLING



EasyGlide Transfer Board

The sliding board EasyGlide is an ingenious invention. The board helps transfer sitting users from wheelchairs to beds, toilets, car seats and many other seated positions. It is especially suitable for levelling out height differences or for bridging short distances.

The smooth top surface makes it easy to move and provides for easy transfers while the double anti-slip tape on the underside prevents the board from sliding during transfer. EasyGlide is easy to transport and convenient to always have close at hands.

EasyGlide is made of strong polyethylene and is available in different sizes. The longer versions are especially suitable for transfers from wheelchair to car.

- Anti-slip protection on the underside provides for safety and security.

SPECIFICATIONS:

Product Code	215070
Width	200 mm
Length	450 mm
Thickness	5 mm
SWL	135 kg



EasyGlide Transfer Board

The flexible three-part sliding board is easy to place in front of the wheels of a wheelchair to protect against soiling during a sliding transfer. The smooth top surface makes it easy to move and provides for easy transfers while the double anti-slip tape on the underside prevents the board from sliding during transfer. It is especially suitable for levelling out height differences or for bridging short distances. EasyGlide is easy to transport and convenient to always have close at hands.

EasyGlide is made of strong polyethylene and is available in different sizes. The longer versions are especially suitable for transfers from wheelchair to car.

- Anti-slip protection on the underside provides for safety and security.
- The long sides can be folded to protect clothing from the wheelchair's wheels.

SPECIFICATIONS:

Product Code	215020
Width	330 mm
Length	600 mm
Thickness	5 mm
SWL	135 kg

SIZES AVAILABLE:

Product Code	215050
Width	330 mm
Length	750 mm
Thickness	6 mm

PATIENT HANDLING



Auto Slide

AutoSlide allows its users to easier turn and move sideways. If a little more force is needed, there are handles in the sides of the seat cushion - to provide helping hands. The seat cushions are firmly attached to the backs of car seats, so users cannot slide forward. The device is very simple to fit and use - then its just a matter of starting the engine and driving off. The outer surface and straps are made of polyester. The inside surfaces is made of ULF (Ultra Low Friction) our own unique sliding material.

- AutoSlide facilitates getting in and out of cars and reduces the effort when readjusting the sitting position during the journey.
- The soft, padded surface provides for a comfortable journey.
- The ULF sliding material reduces friction under buttocks.
- Robust handles enable carers to provide assistance.
- Secure fitting in the car seat prevents users from sliding forward.



Premium Slidesheet

The ideal solution when transferring or repositioning patients across, up or down the bed. Made from a strong, non flammable silicone coated polyester taffeta these premium quality sheets retain their slip for over 150 machine washes.

Large identification label sewn into edge to allow care facilities to allocate by unit and identify age

- Can be machine washed to 75°C
- Slip consistently in all directions/both sides
- TGA Registered product



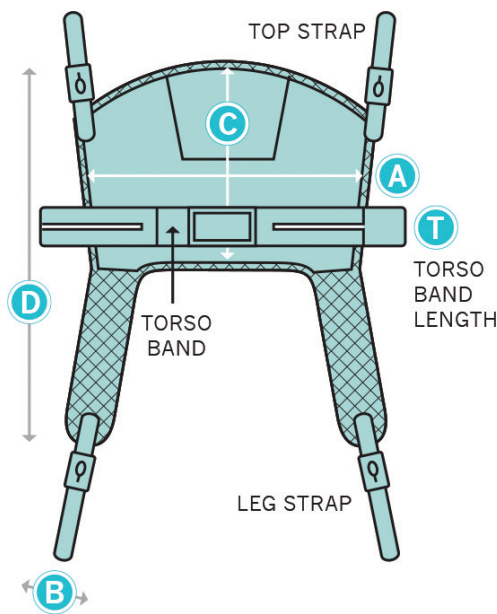
SPECIFICATIONS:

Product Code	218100
Width	450 mm
Length	450 mm

SPECIFICATIONS:

Product Code	2433
Width	2000 mm
Length	1450 mm

PATIENT HANDLING



Hygiene Care Pivot Sling

The Allegro Care sling with head support has been designed for use with patients who need to have the sling remain in place whilst being toileted. This sling comes standard with head support for additional security when lifting a large patient.

The sling was designed so that clothing can be easily removed for toileting. The Hygiene model comes standard with a torso strap for optimum safety. The loop style attachments mean this is a sling used on a patient lifter with a yoke style attachment. The multiple loops allow for correct positioning of the client.

***Available in Allegro Mesh and Fabric.**

SPECIFICATIONS:

Allegro Mesh

Product Code	27PC02M	27PC02L	27PC02XL	27PC02XXL
Size	Medium	Large	Extra Large	Extra Extra Large
A	1020 mm	1030 mm	1220 mm	1240 mm
B	220 mm	220 mm	210 mm	210 mm
C	700 mm	790 mm	830 mm	790 mm
D	1240 mm	1360 mm	1430 mm	1480 mm
T	1220 mm	1320 mm	1440 mm	1660 mm

Allegro Fabric

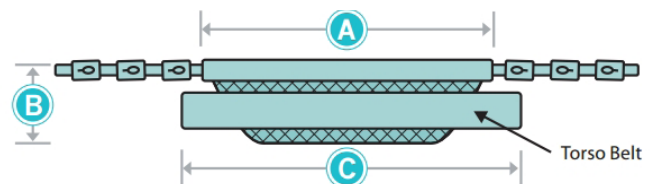
Product Code	27PC01XL
Size	Extra Large
A	1220 mm
B	210 mm
C	830 mm
D	1430 mm
T	1440 mm



Salsa Standing Sling

The Salsa sling is for use with the Salsa stand up hoist. It features optimum back support and under arm padding for a safe and comfortable lift and also allows for the easy removal of clothing for toilet transfers.

The Allegro Salsa sling features a torso band for security and stability with Buckle (b) or Velcro (v) fastening.



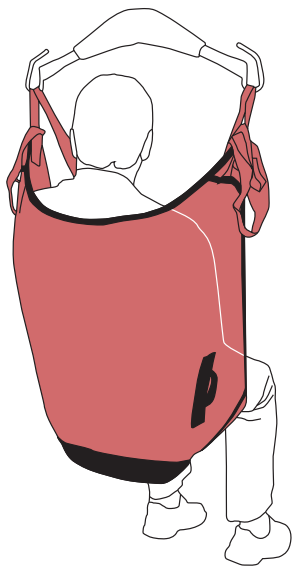
Buckle Fastening

S	227707
M	227702
L	227703
XL	227704

Velco Fastening

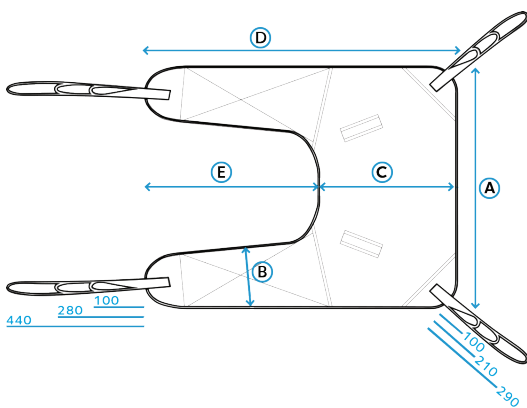
	S	M	L	XL
A	730	880	1060	1220
B	260	290	370	410
C (b)	900	960	1020	1220
C (v)	1140	1180	1320	1440

PATIENT HANDLING



General Purpose Sling

The General Purpose sling is a standard sling providing good support for those with some upper body control. Suitable for general lifting for patient lifters with a yoke style attachment, and available in sizes from X-small to XX-large. Also with the option of fabric or mesh construction, this is a versatile sling that is simple and safe to use.



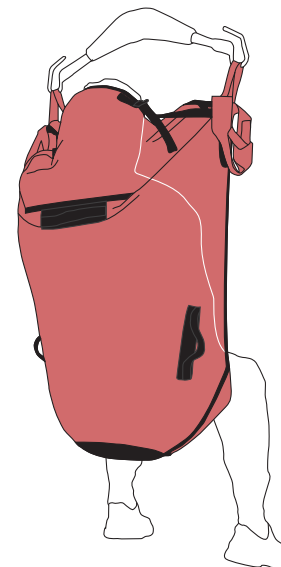
ActiveCare Mesh

S	227123
M	227124
L	227125
XL	227207

ActiveCare Fabric

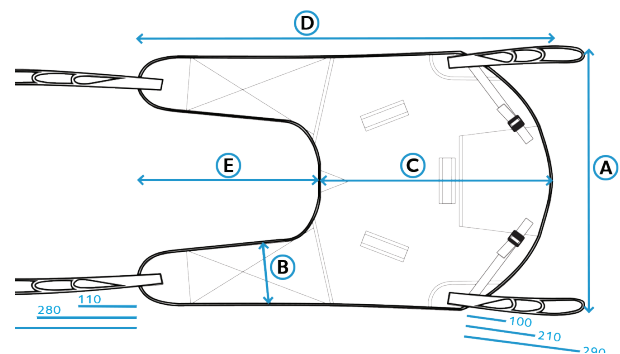
M	227041
L	227043

	S	M	L	XL
A	860	960	1080	1200
B	210	230	245	250
C	465	545	645	705
D	1440	1595	1735	1860
E	650	700	740	780



General Purpose Sling with Head Support

The General Purpose Head Support sling, as the name suggests, is a full body support style sling and is recommended for general lifting and in situations of lifting from the floor, and for the less secure patient. The loop style attachments have three lengths at each connection point and are used on a patient lifter with a yoke style attachment. Available in sizes from x-small through to XX-large and in mesh, fabric or parasilk options, this is a popular choice for individuals and care facilities alike.



ActiveCare Mesh

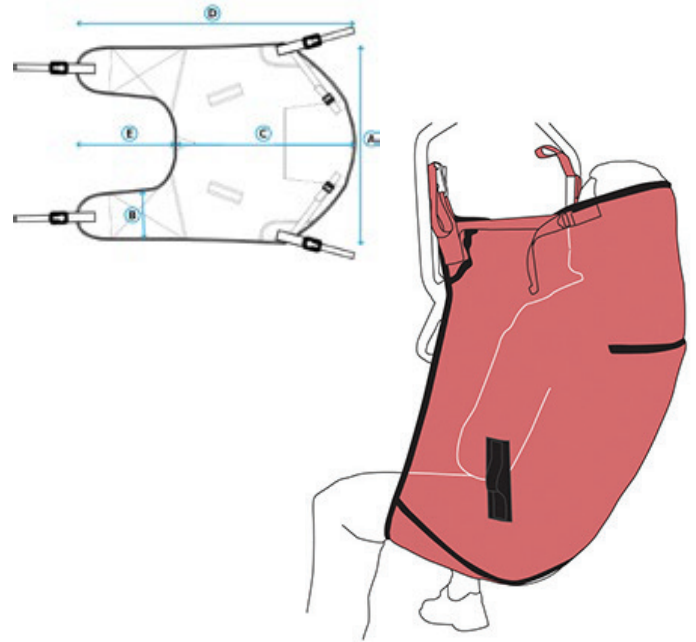
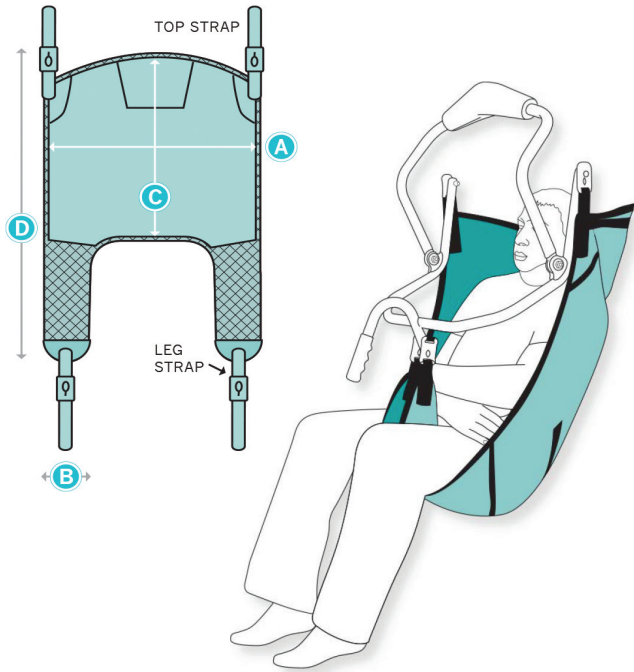
XS	227210
S	227126
M	227127
L	227128
XXL	227212

ActiveCare Fabric

M	227067
L	227069
XL	227205
XXL	227211

	XS	S	M	L	XL	XXL
A	795	895	995	1120	1240	1360
B	190	210	230	245	250	250
C	685	790	895	995	1080	1125
D	1085	1270	1440	1595	1735	1860
E	585	650	700	740	780	810

PATIENT HANDLING



Pivot Frame Sling

The Pivot sling is designed for use with the pivot/tilt frame. It attaches with the keyhole tags engineered to the highest standards in strength and size tolerances and feature auto clip on action (no safety straps required). It also features sling centre marking and positioning handles to assist correct positioning and woven label that will not wash out or fade.

*Available in Allegro Mesh and Fabric

Pivot Frame Sling

The Pivot sling is designed for use with the pivot/tilt frame. It attaches with the keyhole tags engineered to the highest standards in strength and size tolerances and feature auto clip on action (no safety straps required). It also features sling centre marking and positioning handles to assist correct positioning and woven label that will not wash out or fade.

Available in sizes from x-small through to XX-large and in fabric or mesh styles.

SPECIFICATIONS:

Allegro Mesh

Product Code	27902S	27902M	27902L	27902XL	27902XXL
Size	Small	Medium	Large	Extra Large	Extra Extra Large
A	870 mm	1000 mm	1080 mm	1170 mm	1320 mm
B	230 mm	270 mm	260 mm	270 mm	290 mm
C	830 mm	920 mm	1010 mm	1090 mm	1180 mm
D	1220 mm	1310 mm	1410 mm	1540 mm	1710 mm

Allegro Fabric

Product Code	27901S	27901M	27901L	27901XL	27901XXL
Size	Small	Medium	Large	Extra Large	Extra Extra Large
A	870 mm	1000 mm	1080 mm	1170 mm	1320 mm
B	230 mm	270 mm	260 mm	270 mm	290 mm
C	830 mm	920 mm	1010 mm	1090 mm	1180 mm
D	1220 mm	1310 mm	1410 mm	1540 mm	1710 mm

ActiveCare Mesh

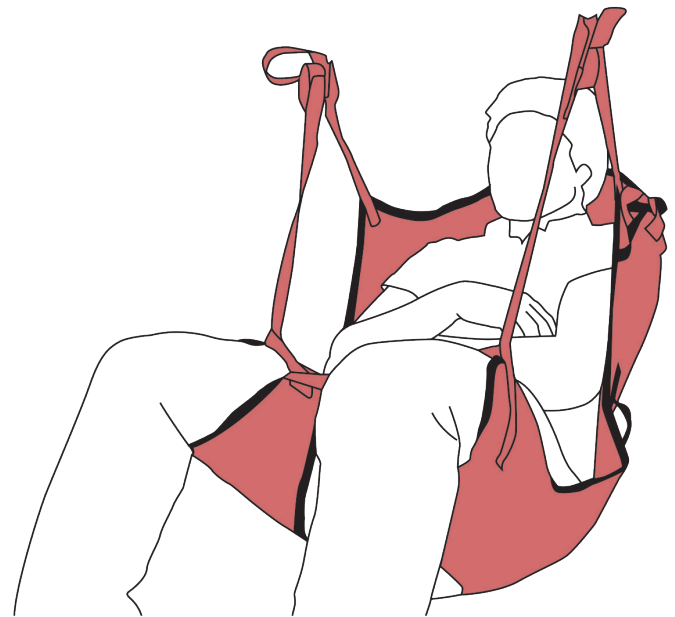
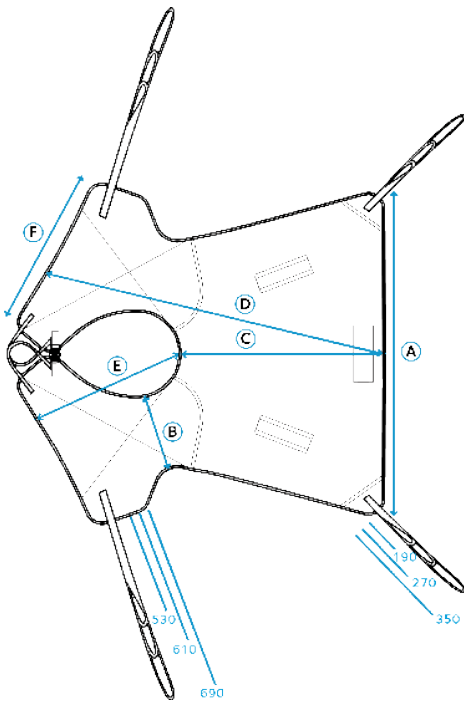
S	227241
M	227242
L	227243
XL	227244
XXL	227238

ActiveCare Fabric

S	227133
M	227134
L	227135
XL	227136
XXL	227132

	S	M	L	XL	XXL
A	897	997	1120	1240	1360
B	210	230	245	250	250
C	790	895	995	1080	1125
D	1230	1385	1525	1650	1725
E	440	490	530	570	600

PATIENT HANDLING



Universal Deluxe Sling with Head Support

This sling is good for all standard transfers and is exceptionally comfortable for the patient. The leg sections are shaped to provide good support to the hip and thigh areas. It is designed to hold the leg more securely than standard sling leg

sections, as the leg is held from both sides instead of just the inside of the leg. The leg sections also spread the load over a larger area on the patient's legs so tend to reduce the pressure on the underside of the legs.

SPECIFICATIONS:

Allegro Mesh

Product Code	227430	227431	227432	227433	227434
Size	Extra Small	Small	Medium	Large	Extra Large
A	715 mm	800 mm	900 mm	1000 mm	1105 mm
B	160 mm	185 mm	210 mm	235 mm	260 mm
C	685 mm	815 mm	945 mm	1075 mm	1205 mm
D	1000 mm	1175 mm	1355 mm	1535 mm	1710 mm
E	295 mm	340 mm	385 mm	430 mm	475 mm
F	375 mm	440 mm	500 mm	560 mm	625 mm

ActiveCare Parasilk

Product Code	227440	227441	227442	227443	227444
Size	Extra Small	Small	Medium	Large	Extra Large
A	715 mm	800 mm	900 mm	1000 mm	1105 mm
B	160 mm	185 mm	210 mm	235 mm	260 mm
C	685 mm	815 mm	945 mm	1075 mm	1205 mm
D	1000 mm	1175 mm	1355 mm	1535 mm	1710 mm
E	295 mm	340 mm	385 mm	430 mm	475 mm
F	375 mm	440 mm	500 mm	560 mm	625 mm

ActiveCare Fabric

Product Code	227435	227436	227437	227438	227439
Size	Extra Small	Small	Medium	Large	Extra Large
A	715 mm	800 mm	900 mm	1000 mm	1105 mm
B	160 mm	185 mm	210 mm	235 mm	260 mm
C	685 mm	815 mm	945 mm	1075 mm	1205 mm
D	1000 mm	1175 mm	1355 mm	1535 mm	1710 mm
E	295 mm	340 mm	385 mm	430 mm	475 mm
F	375 mm	440 mm	500 mm	560 mm	625 mm

Pressure Care

Curera Positioning Pillow Cover	35
Curera Positioning Roll Cover	35
Curera Positioning Multi Pillow Cover	35
Curera Molly Heel Protection Cover	35
Positioning Roll	36
Molly Heel Protection	36
Back Pillow	36
Multi Pillow	37
Positioning Pillow	37
Positioning Torso Support Pillow	37
Positioning Neck Horseshoe Pillow	38
Positioning Curved Pillow	38
Adbuction Pillow	38
Positioning Triangle Pillow	39
Action Gel Segment Bed Pad	39

LOW RISK

Deluxe Foam Cushion	40
---------------------	----

MEDIUM RISK

Action Gel Pilot Cushion	40
Relax Easy Cushion	41
Action Gel Professional Cushion	41
Relax Easy High Profile Cushion	42

HIGH RISK

Relax Duo Profile Cushion	42
Relax GelCell G2 Cushion	43
Relax GelCell Cushion	43
Relax CoolCell Cushion	44
Relax DuoGel Cushion	44
Relax Gel X-Act Classic Cushion	44
Optimal 5zon Mattress	45
Optimal 5zon Mattress with Evac Handles	45

PRESSURE CARE



Curera Positioning Pillow Cover

- An accessory for the Curera Positioning Pillow

SPECIFICATIONS:

Product Code 32304C



Curera Positioning Roll Cover

- An accessory for the Curera Positioning Roll Pillow

SPECIFICATIONS:

Product Code 32307C 32308C 32309C



Curera Positioning Multi Pillow Cover

- An accessory for the Curera Positioning Multi Pillow

SPECIFICATIONS:

Product Code	32310C
Width	600 mm
Length	700 mm



Curera Molly Heel Protection Cover

- An accessory for Molly Heel Protection Cover
- Available in Small and Medium Sizes

SPECIFICATIONS:

Product Code	32311C	32312C
Size	Small	Medium

PRESSURE CARE



Positioning Roll

The positioning roll can give support to the resident in sitting and lying positions. It can be placed in various ways to provide support and relief.

- Supports shoulders, spine, hips, buttocks and heels
- All-round support in seated and reclining positions
- Relieves the knees and supports feet
- Supports in lateral position

Molly Heel Protection

- Easy to use
- Equalizes pressure
- Faster healing
- Improves circulation
- Makes it easier to freely move the legs
- Prevents crossing the legs after hip surgery
- Soft and comfortable
- Wipe with cleaning agent and/or disinfect
- Machine wash max. 95°C
- Easy to clean
- Liquid resistant
- Long durability

Back Pillow

The Back Pillow is a winged-pillow for back relief. The pillow is placed behind the back, and the wing rests under the user to set the position. It can be used for support in side lying, for beds without side guards. Use a back Support Pillow with a flap placed either under the user or the mattress overlay.



Example of positioning



SPECIFICATIONS:

Product Code	32307
Width	150 mm
Length	600 mm

SIZES AVAILABLE:

Product Code	32308	32309
Width	200 mm	200 mm
Length	1250 mm	2250 mm

SPECIFICATIONS:

Product Code	32311
Leg Length	780 - 850 mm
Thickness	75 mm

SIZES AVAILABLE:

Product Code	32312	32313
Leg Length	860 - 940 mm	1020 - 1030 mm
Thickness	90 mm	110 mm

SPECIFICATIONS:

Product Code	32301
Width	500 mm
Length	850 mm

PRESSURE CARE



Multi Pillow

The Multi Pillow is a versatile pillow that can be placed between the knees or under legs and heels for support and relief.

- Supports the feet, counters heel pressure against surfaces
- Locked position in connection with spasticity
- Supports in lateral position
- Relief for heels
- Supports under the knees



SPECIFICATIONS:

Product Code	32310
Width	600 mm
Length	700 mm

SIZES AVAILABLE:

Product Code	32302
Width	450 mm
Length	450 mm



Positioning Pillow

Pillows that provide support in multiple positions. If a person makes too few spontaneous movements, there is an increased risk of pressure ulcers. Regular changes of position reduce the risk of pressure ulcers. Position as required in both reclining and seated position.

Curera® Positioning Pillow can be used as an aid in the facilitation of lung expansion for users with breathing and/or ventilation difficulties. They can also be used to support side lying, Support for neck and arms, Support for users affected by stroke and Positioning for legs and feet.



SPECIFICATIONS:

Product Code	32304
Width	500 mm
Length	250 mm

SIZES AVAILABLE:

Product Code	32305	32306
Width	500 mm	500 mm
Length	600 mm	850 mm



Positioning Torso Support Pillow

The Torso Support Pillow can be placed either behind the user for support when seated on the bedside or in front of the user, preferably in combination with a Curved Pillow behind.

The Trunk Support Pillow can also be used as a support in a half sitting position when in bed or while seated in a chair or wheelchair.



SPECIFICATIONS:

Product Code	32324
Width	650 mm
Length	850 mm
Thickness	300 mm

PRESSURE CARE



Positioning Neck Horseshoe Pillow

If a person makes too few spontaneous movements, there is an increased risk of pressure ulcers. Regular changes of position reduce the risk of pressure ulcers. Position as required in both reclining and seated position.

- Curera Positioning Neck Pillow offers support and pressure relief of head / neck.
- Machine washable



SPECIFICATIONS:

Product Code	32303
Width	380 mm
Length	500 mm



Positioning Curved Pillow

If a person makes too few spontaneous movements, there is an increased risk of pressure ulcers. Regular changes of position reduce the risk of pressure ulcers. Position as required in both reclining and seated position.

- Curera Positioning Neck Pillow offers support and pressure relief of head/neck.
- Machine washable



SPECIFICATIONS:

Product Code	32321
Width	750 mm
Length	1200 mm
Thickness	300 mm

SIZES AVAILABLE:

Product Code	32325
Width	750 mm
Length	400 mm
Thickness	250 mm



Abduction Pillow

Curera® Abduction Pillow is designed for leg abduction and posture support in the lower extremities when in the reclining position for users with diminished ability to move or change positions. The Abduction Pillow can be used in a supine position to maintain hip abduction while supporting thighs and knees, releasing the lower back. Suitable for user's with restrictions regarding hipadduction, as an aid to avoid crossing one's legs



SPECIFICATIONS:

Product Code	32314
Width	350 mm
Length	550 mm

PRESSURE CARE



Positioning Triangle Pillow

A Triangle Pillow under the knees can stabilize the pelvis to prevent sliding in combination with an elevated backrest.

The Triangle Pillow is also suitable for user's with shortened hip flexors and/or hamstrings. The increased flexion in hips and knees can relieve lower back strain. In some cases, the Triangle Pillow can aid in alleviating pressure from under the heels.



SPECIFICATIONS:

Product Code	32318
Width	280 mm
Length	470 mm
Thickness	280 mm

SIZES AVAILABLE:

Product Code	32319
Width	350 mm
Length	620 mm
Thickness	350 mm



Action Gel Segment Bed Pad

The Action bed overlays are made of Akton polymer which mimics human fatty tissue in consistency, does not migrate like liquid gel and provides equally distributed pressure management. With varying sizes available, these overlays can be used to cover the entire surface or isolated areas of an existing standard mattress. Clients can use one, two or three segments in combination on their areas of need e.g shoulders and hips, feet and hips or full body etc.

- Easily cleaned, no maintenance
- Not restricted by any weight limit
- 3 Segments cover length of single bed



SPECIFICATIONS:

Product Code	3853
Width	630 mm
Length	690 mm
Thickness	180 mm
SWL	250 kg

PRESSURE CARE



Deluxe Foam Cushion

A comfortable cushion for the low risk user, the deluxe pressure relief foam cushion flows under pressure to provide a fluid like support.

- Suitable for low risk clients
- 40mm top layer of memory foam. 50mm base of standard foam
- 2-way stretch top cover
- Zipped cover included with waterfall zip



Action Gel Pilot Cushion

The Pilot is a low-profile cushion that provides exceptional pressure relief for most users with a pressure ulcer history. 25mm of Akton polymer provides immersion for bony prominences and protects clients with fragile skin integrity. Incontinence covers are an optional extra

- Not restricted by a weight limit
- Easy to care for
- Quality, durable Pilot cover included - can be machine washed

*Custom sizes also available.



SPECIFICATIONS:

Product Code	3223
Width	550 mm
Length	450 mm
Thickness	90 mm
SWL	100 kg

SIZES AVAILABLE:

Product Code	3225	3227
Width	450 mm	600 mm
Length	450 mm	450 mm
Thickness	90 mm	90 mm




SPECIFICATIONS:

Product Code	3531
Width	450 mm
Length	400 mm
Thickness	25 mm
SWL	Unlimited

SIZES AVAILABLE:

Product Code	3532	3533
Width	450 mm	500 mm
Length	450 mm	450 mm
Thickness	25 mm	25 mm

PRESSURE CARE



Relax Easy Cushion

This cushion from the Relax range is easy to use and is an ideal pressure relieving cushion for use in the nursing home environment. This combination of pressure relieving FloGel and viscoelastic foam facilitates effective pressure re-distribution while allowing the patient to immerse themselves comfortably into the cushion. The cushion has no specific front or back, top or bottom, making it simple to use.

- Conforms to shape of user, increasing surface area and relieving pressure
- Includes waterproof wipeable PU stretch outer cover
- Outer cover machine washable to 60° C
- Pressure Relieving FloGel - Segmented For Added Conformity

*Pressure Mapping Reports and successful Case Studies Available on request



SPECIFICATIONS:

Product Code	35312
Width	450 mm
Length	400 mm
Thickness	50 mm
SWL	130 kg

SIZES AVAILABLE:

Product Code	35313	35315	353120	353122
Width	450 mm	500 mm	500 mm	450 mm
Length	450 mm	450 mm	500 mm	550 mm
Thickness	50 mm	50 mm	50 mm	50 mm
SWL	130 kg	130 kg	130 kg	130 kg

Action Gel Professional Cushion

The Professional provides exceptional pressure relief for users at risk of skin breakdown or with a history of pressure ulcers. A full 4.1cm thickness of Akton polymer provides effective weight distribution on a contoured or flat surface. The Professional provides an additional 50% cushioning against pressure, shear and vibration. This is significant for those active clients using a power wheelchair who have increased concerns about bottoming out and the potential effects of increased temperatures (due to foam insulation properties). Custom sizes available upon request.

- 41mm thick
- Suitable for very high risk clients, including medium risk as a preventative measure
- Not restricted by any weight limit
- Easy to care for
- Basic cover included



SPECIFICATIONS:

Product Code	3541
Width	450 mm
Length	400 mm
Thickness	41 mm

SIZES AVAILABLE:

Product Code	35422	3542	3543	3544
Width	450 mm	450 mm	450 mm	500 mm
Length	550 mm	450 mm	500 mm	500 mm
Thickness	41 mm	41 mm	41 mm	41 mm

PRESSURE CARE




Relax Easy High Profile Cushion

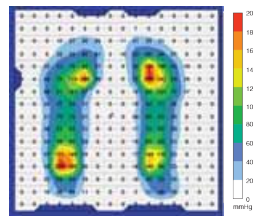
This cushion from the Relax range is easy to use and is an ideal pressure relieving cushion for use in a long term care environment. It features a layer of FloGel sandwiched between an upper and lower layer of viscoelastic foam. Relax High Profile has the same properties as the standard lax, therefore it conforms to the shape of the user, increasing surface area and relieving pressure.

- Wipe down outer cover, machine washable to 60° C (not pictured)
- 8.5cm thick for extra comfort and additional immersion
- Moving FloGel adds comfort and pressure relief
- Ideal for residents requiring stability or greater depth
- Viscoelastic foam on both sides reduces 'hammock effect'

*Pressure Mapping Reports and successful Case Studies Available on request



Pressure diagram with Relax Easy High Profile cushion



Pressure diagram without wheelchair cushion




SPECIFICATIONS:

Product Code	35392
Width	400 mm
Length	400 mm
Thickness	85 mm
SWL	190 kg

SIZES AVAILABLE:

Product Code	35394	35395	35396	35397
Width	450 mm	450 mm	450 mm	500 mm
Length	400 mm	450 mm	500 mm	500 mm
Thickness	85 mm	85 mm	85 mm	85 mm
SWL	190 kg	190 kg	190 kg	190 kg




Relax Duo Profile Cushion

The Duo-Profile offers a pre-contoured surface giving excellent hip and leg alignment. The three layered design creates comfort for users with up to a medium pressure injury risk.

The Duo-Profile uses a collapsible gel topper. This unique design allows you to quickly immerse into the cushion, while it conforms to your shape.

- Top layer medical-grade silicone
- Includes machine washable outer cover (not pictured)
- Mid-section Slow Foam/ Memory Foam
- Base Fast Recovery Foam
- Clear protective PU film coating – easy to clean and suitable for incontinent users



Integrated collapsible gel structure.



SPECIFICATIONS:

Product Code	35380
Width	400 mm
Length	400 mm
Thickness	80 mm
SWL	130 kg

SIZES AVAILABLE:

Product Code	35382	35383
Width	450 mm	450 mm
Length	400 mm	450 mm
Thickness	80 mm	80 mm
SWL	130 kg	130 kg

PRESSURE CARE



Relax Gelcell G2 Cushion

The Gelcell G2 consists of 48 interconnected cells, each covered with a layer of pressure relieving silicone-based TruGel

- Enhances pressure re-distribution
- Minimises the effects of shear forces
- Has a positive effect on skin temperature
- Silicone gel is impact dampening

The cells are contoured towards the rear, promoting good postural tilt.

When pressure is applied, air circulates to each cell in both chambers distributing weight evenly. This process reduces high pressure concentrations around bony prominences, preventing skin breakdown.

The Gelcell is made up of 3 layers of polyurethane (PU) film making it highly durable and difficult to puncture. It has also easy to wipe clean and suitable for incontinent users.

- 1.5" (38mm) thick
- Suitable for high risk clients
- Easy to wipe clean and is suitable for incontinent users
- Lightweight and easy to transport
- Easy to inflate and adjust
- Includes outer cover and pump
- 130kg SWL



SPECIFICATIONS:

Product Code	35324
Width	360 mm
Length	360 mm
Thickness	40 mm
SWL	130 kg

SIZES AVAILABLE:

Product Code	35327
Width	450 mm
Length	400 mm
Thickness	25 mm



Relax GelCell Cushion

A unique combination of AIR and GEL technology effectively provides pressure relief and comfort to the high risk user. The action of the air in the cushion enhances capillary function in the skin, maintaining blood flow and oxygen uptake. When pressure is applied, air circulates to each of the cells, distributing weight evenly, thus reducing high pressure concentrations around bony prominences.

- 1 air chamber
- 3 layer polyurethane film
- Pressure Relieving Silicone TruGel Surface
- 34 Air-Filled Interconnected Cells

Also available in the G2 with 48 Air-Filled Interconnected Cells and 2 separate air chambers. A Contoured Design at Rear for better postural positioning.

Contact Active Medical Supplies for more detail!



SPECIFICATIONS:

Product Code	35322
Width	450 mm
Length	400 mm
Thickness	50 mm
SWL	130 kg

SIZES AVAILABLE:

Product Code	35320	35323
Width	400 mm	450 mm
Length	400 mm	450 mm
Thickness	50 mm	50 mm
SWL	130 kg	130 kg

PRESSURE CARE



Relax Coolcell Cushion

A unique combination of air and cooling gel technology is effective in providing pressure relief and comfort to a client with a high risk of getting pressure injuries.

When pressure is applied, air circulates to each of the cells, distributing weight evenly and reducing high pressure concentrations around bony prominences. Cooling additive in the pressure relieving silicone gel helps draw heat away from the body. This model comes with a washable waterproof black cover.

- New Silver Film
- 3 layers of PU film are contained in each cell making it highly durable and difficult to puncture
- 1 air chamber, easy to inflate and adjust
- 34 Air-Filled Interconnected Cells
- Clear protective PU film coating - easy to clean and suitable for incontinent users




SPECIFICATIONS:

Product Code	35390
Width	450 mm
Length	400 mm
Thickness	50 mm
SWL	130 kg

SIZES AVAILABLE:

Product Code	35391
Width	450 mm
Length	450 mm
Thickness	50 mm
SWL	130 kg



Relax DuoGel Cushion

The Relax DuoGel is a unique combination of TruGel and FloGel working together effectively to provide excellent pressure relief and weight distribution. The DuoGel's anatomical pre-contoured base provides for medial and lateral thigh positioning as well as support for the greater trochanter of the thigh bone. The thigh troughs are lined with TruGel and the ischial area is lined with FloGel which is set on a viscoelastic foam giving greater comfort and seating stability.

- Thigh troughs assist with seating stability
- Fast Recovery Foam (Anatomically Shaped)
- Includes machine washable outer cover (not pictured)
- Clear protective PU film coating - easy to clean and suitable for incontinent users
- Anatomical Pre-Contoured Foam Base



SPECIFICATIONS:

Product Code	35302
Width	450 mm
Length	400 mm
Thickness	80 mm
SWL	130 kg

SIZES AVAILABLE:

Product Code	35300	35303	35307	35308
Width	400 mm	450 mm	500 mm	550 mm
Length	400 mm	450 mm	500 mm	450 mm
Thickness	80 mm	80 mm	80 mm	80 mm
SWL	130 kg	130 kg	130 kg	130 kg



Action Gel X-Act Classic Cushion

The Xact Classic offers outstanding pressure distribution and anti-shear properties. The 1.4cm Action polymer cube pad and laminated foam base help the user maintain a comfortable, therapeutic position. Rehab therapists most often recommend the Classic for users requiring forward and lateral positional support.

The recent re-design that incorporates viscoelastic pink foam offers improved support for gluteal areas and bony protuberances. Custom sizes available.

- 110mm thick for optimum comfort
- Suitable for clients up to very high risk, and medium risk as a preventative measure
- Easy to care for
- BodySmart cover included - is able to be machine washed
- Straps for attachment to wheelchairs.
- 114kg SWL



SPECIFICATIONS:

Product Code	3552
Width	450 mm
Length	450 mm
Thickness	110 mm
SWL	114 kg

PRESSURE CARE



Optimal 5zon Mattress

The Optimal 5zon® is ideal for all healthcare environments and is used as an aid in the prevention and treatment of pressure ulcers up to and including category 2, and for pain therapy. It is a soft and flexible mattress replacement that is placed directly on the bed and replaces both the standard mattress and mattress pad.

- Highly elastic, high-quality material and a unique zone and module system gives effective pressure equalisation.
- Specially designed to minimise shear forces
- Simple and effective cleaning, cover has a very well documented hygiene standard
- The hygienic cover is vapour permeable, which reduces the risk of skin maceration
- The patented sit function DuoCore® is designed to give support when sitting and also to provide good comfort when lying
- Heel Protection provides comfort for relief of heel. The user can move the leg and make position changes. Comes with a removable liquid resistant hygiene cover.
- Other sizes available



Optimal 5zon Mattress With Evac Handles

The Optimal 5zon® is ideal for all healthcare environments and is used as an aid in the prevention and treatment of pressure ulcers up to and including category 2, and for pain therapy. It is a soft and flexible mattress replacement that is placed directly on the bed and replaces both the standard mattress and mattress pad.

- Highly elastic, high-quality material and a unique zone and module system gives effective pressure equalisation.
- Specially designed to minimise shear forces
- Simple and effective cleaning, cover has a very well documented hygiene standard
- Evacuation handles on the side of the mattress
- The hygienic cover is vapour permeable, which reduces the risk of skin maceration
- The patented sit function DuoCore® is designed to give support when sitting and also to provide good comfort when lying
- Heel Protection provides comfort for relief of heel. The user can move the leg and make position changes. Comes with a removable liquid resistant hygiene cover.



SAFE WORKING LOAD 180KG

HIGH RISK

CATEGORY 2

PREVENTION P

SPECIFICATIONS:

Product Code	3771
Width	850 mm
Length	2000 mm
Thickness	140 mm
SWL	180 kg

SAFE WORKING LOAD 180KG

HIGH RISK

CATEGORY 2

PREVENTION P

SPECIFICATIONS:

Product Code	3770
Width	800 mm
Length	2000 mm
Thickness	140 mm
SWL	180 kg

WHEELCHAIRS



Staelbe Emperor Wheelchair

The Staelbe Emperor is a comfortable, lightweight aluminium wheelchair, with a really helpful range of high quality features. With its sleek modern frame and lightweight foldable design, the wheelchair is perfect for travel. All features of this chair have been designed to make life easier for the user.

- Foldable backrest
- Lap belt & Heel strap
- Height adjustable armrests and footplates
- Removable swing-away footrest
- Available in orange or blue.

Australian Standard AS/NZS 3695.1:2011 approved

SPECIFICATIONS:

Product Code	40411
Seat Width	450 mm
Overall Width	670 mm
Overall Height	950 mm
Product Weight	12 kg
SWL	115 kg

SIZE AVAILABLE:

Product Code	40412
Seat Width	500 mm
Overall Width	720 mm
Overall Height	950 mm
Product Weight	15 kg
SWL	135 kg

ALSO AVAILABLE:

Staelbe Emperor Wheelchair - Orange

Product Code	40416W
--------------	--------

Staelbe Transit Emperor Wheelchair

The Staelbe Emperor is a comfortable, lightweight aluminium wheelchair, with a really helpful range of high quality features. With its sleek modern frame and lightweight foldable design, the wheelchair is perfect for travel. All features of this chair have been designed to make life easier for the user.

- Foldable backrest
- Lap belt
- Heel strap
- Height adjustable armrests and footplates
- Removable swing-away footrest
- Available in orange or blue.

SPECIFICATIONS:

Product Code	40413
Seat Width	450 mm
Overall Width	670 mm
Overall Height	950 mm
Product Weight	12 kg
SWL	115 kg

SIZES AVAILABLE:

Product Code	40414
Seat Width	500 mm
Overall Width	720 mm
Overall Height	950 mm
Product Weight	15 kg
SWL	135 kg

ALSO AVAILABLE:


Staelbe Emperor Transit Wheelchair - Orange

Product Code	40417
--------------	-------

WHEELCHAIRS



Height Adjustable armrests



Urethane Tyres



No Upholstery Screws



Flip back Armrests

Deluxe Alloy Wheelchair

The Deluxe Ultralight Alloy Wheelchairs have been designed to accurately meet the needs of our clients. They are an ultralight weight wheelchair with the benefit of many additional features. The improvement compared to previous designs (ranging from 25 - 30 kg gross weight) is considerable. Much input from clients and nurses has assisted in the development of these superior quality wheelchairs.

- Flip back armrests
- Swingaway, detachable legrests
- Fold down backrest
- Quick release rear wheels
- 24" rear wheels with urethane tyres
- Aluminium frame
- Padded nylon upholstery
- Complies with AS3695:2008

SPECIFICATIONS:

Product Code	4629
Seat Width	460 mm
Seat Depth	400 mm
Seat Height	480 mm
Backrest Height	430 mm
Armrest Height	230 mm
Overall Width	650 mm
Overall Depth	1060 mm
Overall Height	960 mm
Fold Width	320 mm
Net/Gross Weight	11 / 14 kg
SWL	125 kg

SIZES AVAILABLE:

Product Code	45129	45629
Seat Width	510 mm	560 mm
Seat Depth	400 mm	400 mm
Seat Height	490 mm	490 mm
Backrest Height	430 mm	430 mm
Armrest Height	210 - 280 mm	210 - 280 mm
Overall Width	700 mm	750 mm
Overall Depth	1000 mm	1000 mm
Overall Height	960 mm	960 mm
Fold Width	300 mm	300 mm
Net/Gross Weight	14.5 / 17 kg	15 / 17.5 kg
SWL	150 kg	150 kg

WHEELCHAIRS



Deluxe Hospital Ward Alloy Wheelchair

Deluxe Ward Wheelchair - 51cm seat width, aluminium frame, removable flip back height adjustable armrests with PU armrest pads, swingaway legrests with aluminium footplates, fold down backrest, padded nylon upholstery, 24" quick release rear wheels, urethane tyres and a 150kg SWL.

- Complies with: Australian Standards AS: 3695 / 3696
- Height Adjustable armrest - adjust to suit user requirement
- Flip back / Removable Armrests - this assists in side transfers of the client
- 15mm Padded upholstery provides basic pressure relief
- No upholstery screws - no skin tears
- Ergonomic hand grips

SPECIFICATIONS:

Product Code	45129WD
Seat Width	510 mm
Seat Depth	400 mm
Seat Height	490 mm
Backrest Height	430 mm
Armrest Height	210 - 280 mm
Overall Width	700 mm
Overall Depth	1000 mm
Overall Height	960 mm
Fold Width	350 mm
Net/Gross Weight	15 / 17 kg
SWL	150 kg

Stael Thrifty Wheelchair

The Thrifty is a sturdy and reliable standard weight wheelchair, with removable leg rests, built for individuals, nursing homes and non-prescription requirements. This wheelchair meets Australian Standards for Manual Wheelchairs in Product Performance. All of these features combine to make the Thrifty of unbeatable value in standard wheelchairs.

- Swing away, nonremovable armrests
- Swing away, detachable legrests
- 24" rear wheels with urethane tyres (maintenance free)

Australian Standard AS/NZS 3695.1:2011 approved

SPECIFICATIONS:

Product Code	4246
Seat Width	450 mm
Seat Depth	400 mm
Overall Width	650 mm
Overall Depth	1080 mm
Overall Height	880 mm
Fold Width	300 mm
Fold Length	790 mm
SWL	115 kg

WHEELCHAIRS



Adjustable & removable legrests



Drum Brake



Adjustable armrest height & length



Seat depth, height & angle adjustment

Sovereign Wheelchair

The Sovereign wheelchair can be adjusted to suit almost any user. With much consideration in the design from the perspective of OTs, this chair is suited to the vast range of needs required by our clients. Rather than numerous script forms for various users, this chair meets the needs of almost any patient. All wheelchair parts suit any adjustments made - no additional parts required.

- Adjustable & removable leg rest's
- Flip back & removable armrests
- Adjustable armrest height & length
- Seat depth, height & angle adjustment
- Backrest height, tension & angle adjustment

SPECIFICATIONS:

Product Code	4340 - 37	4340C - 40	4340C - 43	4340C - 46	4340C - 49
Seat Width	370 mm	400 mm	430 mm	460 mm	490 mm
Anterior Seat Height	415 mm	415 mm	420 mm	445 mm	450 mm
Posterior Seat Height	410 mm	410 mm	410 mm	430 mm	450 mm
Seat Depth	400 mm	415 mm	420 mm	425 mm	450 mm
Backrest Height (2cm increments)	400 - 460 mm	400 - 460 mm	400 - 460 mm	400 - 460 mm	400 - 460 mm
Backrest Angle (5° increments)	69° - 94°	69° - 94°	69° - 94°	69° - 94°	69° - 94°
Lower Leg Length (2cm increments)	400 - 480 mm	400 - 480 mm	400 - 480 mm	400 - 480 mm	400 - 480 mm
Armrest Height (2cm increments)	180 - 260 mm	180 - 260 mm	180 - 260 mm	180 - 260 mm	180 - 260 mm
Armrest Length (4cm increments)	330 - 450 mm	330 - 450 mm	330 - 450 mm	330 - 450 mm	330 - 450 mm
Footplate Width	105 - 155 mm	105 - 155 mm	105 - 155 mm	105 - 155 mm	105 - 155 mm
Gross Weight	17 kg	17 kg	17 kg	17 kg	17 kg
SWL	125 kg	125 kg	125 kg	125 kg	125 kg

SEATING



Embark Leg Rest

This vinyl covered legrest provides comfort for resting legs, with its generously padded top set on a 10 degree angle. Height and angle adjustable using simple push button system. Fitted with non-slip rubber feet.

- Sturdy powdercoated steel frame
- Complements the Embark chair range
- Vinyl upholstery

SPECIFICATIONS:

Product Code	5958BFR	5958BN3
Colour	Blue	Grey
Height	435 - 585 mm	435 - 585 mm
Width	550 mm	550 mm
Length	430 mm	430 mm
SWL	200 kg	200 kg



Padded Foot Rest

This is a padded footrest to provide support for the feet and assists in the correct posture when seated. The padded upholstered top provides user comfort.

- Powdercoated steel frame
- * Image is merely a guide. Available in various colours.

SPECIFICATIONS:

Product Code	5955BN3
Height	125 mm
Width	240 mm
Length	400 mm



Foot Rest Stool - Non Slip

Standard footrest provides support for the feet and assist in the correction of hip angle. The rubber non-slip surface provides added grip.

- Chrome steel frame

SPECIFICATIONS:

Product Code	5951
Width	360 mm
Length	420 mm
Height	225 mm



5990

5991

5990 / 5991

Chair / Bed Raiser

Lightweight but extremely strong with a broad base and a slip resistant pad in a recessed top for a chair or bed leg. Can be stacked for greater height increase and storage. Supports up to 250kg.

- Raises height of bed or chair by 40mm
- Can be stacked/combined with the 100mm (5991) raiser to achieve more height
- Round cavity to support chair leg or bed castor

SPECIFICATIONS:

Product Code	5990 / 5991
Hole Diameter	65 mm
Height (5990)	40 mm
Height (5991)	100 mm
SWL	250 kg

SEATING



Utilite Day Chair

The Utilite is a multi purpose adjustable seat height and angle chair. Ideal for use in an area where adjustable seating is required, for example, lounge, dining room, bedroom, activity room, outdoor area etc. This low back chair provides comfort, stability and practicality at an affordable price.

- Shallow curved low backrest
- Padded armrests
- Comfortable, durable upholstered seat, back and armrests
- Powdercoated steel frame



SPECIFICATIONS:

Seat Width	460 mm
Seat Depth	460 mm
Seat Height	485 - 640 mm
Backrest Height	455 mm
Arm Height	230 mm
Overall Width	610 mm
Overall Depth	550 mm
Overall Height	900 - 1075 mm
SWL	120 kg



Utilite Extra Care Day Chair

The Extra Care Utilite is a heavy duty, multi purpose adjustable seat height and angle chair. Ideal for use in an area where adjustable seating is required, for example, lounge, dining room, bedroom, activity room, etc. This low back chair provides comfort, stability and practicality at an affordable price.

- Extra wide frame – 550mm seat width
- Shallow curved low backrest
- Padded armrests
- Comfortable vinyl upholstered seat and back
- Adjustable seat height to accommodate any user
- Powder-coated steel frame



SPECIFICATIONS:

Seat Width	550 mm
Seat Depth	430 mm
Seat Height	450 - 630 mm
Backrest Height	450 mm
Arm Height	230 mm
Overall Width	670 mm
Overall Depth	420 mm
Overall Height	850 - 1030 mm
SWL	200 kg

SEATING



Embark Deluxe Day Chair

An exceptional rehabilitation chair, the Embark Deluxe is available in sturdy quality vinyls for ease of cleaning. The adjustable seat height, seat depth and angle ensures Embark Deluxe can adapt to the widest range of people, making this chair ideal for hospital, home and nursing home. The padded seat and back rest have been designed to enhance the posture, whilst providing maximum comfort.

- High backrest incorporating lumbar and lateral support
- Padded armrests
- Comfortable vinyl upholstered seat and back
- Adjustable seat height and depth
- Powdercoated steel frame
- Standard with tilt and move wheels for ease of manouvrrability



SPECIFICATIONS:


Seat Width	500 mm
Seat Depth	450 - 530 mm
Seat Height	450 - 600 mm
Backrest Height	790 mm
Arm Height	230 mm
Overall Width	700 mm
Overall Depth	730 - 800 mm
Overall Height	1200 - 1350 mm
SWL	200 kg



Embark Deluxe Extracare Day Chair

The Extra Care Embark Deluxe has an impressive 250kg weight capacity and extra wide 60cm width, making it ideal for the heavier client. It still provides all the benefits of the Embark Deluxe, e.g. adjustable seat depth and height, and comes standard with tilt and move wheels.

- High backrest incorporating lumbar and lateral support
- Padded armrests
- Comfortable vinyl upholstered seat and back
- Adjustable seat height and depth
- Powder-coated steel frame with reinforcement for increased load



SPECIFICATIONS:

Seat Width	600 mm
Seat Depth	450 - 530 mm
Seat Height	470 - 620 mm
Backrest Height	765 mm
Arm Height	220 mm
Overall Width	800 mm
Overall Depth	740 - 820 mm
Overall Height	1180 - 1330 mm
SWL	250 kg

MOBILITY SOLUTIONS



Crutches - Bariatric Height Adjustable

The Bariatric Crutches offer push button height adjustment, providing support, strength and comfort for consumers up to 250kg.

- 3 sizes available. (Codes: 6120, 6121, 6122)
- Supplied as a pair

Crutches Aluminium - Pair

The Aluminium Crutches offer push button height adjustment and are manufactured from a lightweight anodised aluminium. The solid one piece crutch frame gives strength and incorporates a contoured non rotating hand grip. A new anti rattle system makes these crutches silent.

- 100kg max user weight
- 4 sizes available (Codes 6010, 6011, 6012 and 6013)
- Supplied as a pair

Walking Stick - Straight Handle

This adjustable height aluminium walking stick assists the user's mobility.

The moulded plastic handle fits the palm comfortably and enables a better grip for the use. The larger diameter 22mm construction provides exceptional stability.

- It also includes an anti rattle silencer and adjusts in 25mm increments.
- Moulded plastic handle

SPECIFICATIONS:

Product Code	6020
Crutch Height	940 - 1150 mm
Patient Height	1219 - 1372 mm
SWL	250 kg

SPECIFICATIONS:

Product Code	6012
Crutch Height	1140 - 1345 mm
Patient Height	1575 - 1778 mm
SWL	100 kg

SPECIFICATIONS:

Product Code	6235
Height	690 - 940 mm
SWL	125 kg

MOBILITY SOLUTIONS



Stabel Unilite Forearm Walker

The Unilite Forearm Walker is designed to support and tutor the user in an upright gait position. The very stable base gives added confidence and security to the user. Features include padded gutter supports that are adjustable in the forearm length, height and width. The popular folding design allows the Unilite to fold easily for transport and storage. This model is fitted with four large wheels and lockable cable brakes.

- Height adjustable ergonomic shaped hand grips
- Powder coated steel construction
- Lockable cable type brakes
- 200mm castors

SPECIFICATIONS:

Product Code	6742
DVA	BRO213
Seat Width	400 mm
Seat Height	600 mm
Handle Height	890 - 1100 mm
Walker Weight	14 kg
SWL	100 kg



Ligero Seat Walker - 55cm

The Ligero is a popular seat walker manufactured from durable lightweight aluminium. The larger castors make this an ideal outdoor walker, however is also compact enough for use indoors. Features include a padded seat and padded folding backrest for comfort while seated. The adjustable height handles are fitted with Orthopaedic hand grips therefore providing the user with excellent support. The walker also folds for storage and transport.

- Height adjustable ergonomic shaped hand grips
- Lightweight aluminium construction
- Lockable handbrakes
- 200mm (8") castors

SPECIFICATIONS:

Product Code	6865
DVA	2967
Seat Width	440 mm
Seat Height	550 mm
Handle Height	790 - 910 mm
Walker Weight	7.5 kg
SWL	120 kg



Ligero Seat Walker - 51cm

The Ligero is a popular seat walker manufactured from durable lightweight aluminium. The larger castors make this an ideal outdoor walker, however is also compact enough for use indoors. Features include a padded seat and padded folding backrest for comfort while seated. The adjustable height handles are fitted with Orthopaedic hand grips therefore providing the user with excellent support. The walker also folds for storage and transport.

- Height adjustable ergonomic shaped hand grips
- Lightweight aluminium construction
- Lockable handbrakes
- 200mm (8") castors

SPECIFICATIONS:

Product Code	6869
DVA	2967
Seat Width	440 mm
Seat Height	510 mm
Handle Height	790 - 910 mm
Walker Weight	7.5 kg
SWL	120 kg

MOBILITY SOLUTIONS



Petite Seat Walker

- Ideal for smaller people requiring mobility assistance
- Durable lightweight aluminium frame
- Folding for convenient transport & storage
- Height adjustable handles
- Ergonomically designed rubber
- Hand grips
- Fitted with rear braking and front swivel castors
- Locking brake mechanism with reflectors
- Padded seat
- Supplied with reinforced vinyl bag
- Removable backrest

SPECIFICATIONS:

Product Code	6771
Seat Width	380 mm
Seat Depth	300 mm
Seat Height	470 mm
Overall Width	560 mm
Overall Depth	670 mm
Overall Folded WxDxH	570 x 350 x 815 mm
Handle Height	740 - 850 mm
Walker Weight	5.5 kg
SWL	175 kg



Shopper Walker

The Shopper Walker is excellent for outdoor use, with its heavy duty frame and large 200 x 50mm puncture proof castors. Other features include large shopping basket, adjustable height handles, Orthopaedic hand grips, sturdy seat and cable brake lockable castors. A plastic tray is also included giving further versatility.

- Height adjustable ergonomic shaped handgrips
- Heavy duty powdercoated steel construction
- Lockable cable type brakes
- 200mm castors
- 100kg SWL

SPECIFICATIONS:

Product Code	6740
Seat Height	600 mm
Overall Width	545 mm
SWL	100 kg



Trust Care Indoor Walker

It is small and easy to use in narrow spaces, turns easily and gives support and safety in all situations. Easy to manage brakes that may be operated with one hand only and the one brake operates both wheels. And of course a parking brake. With a removable plastic tray, use it as a help in the kitchen as well as for transporting food & drinks or as a small table to eat meals from.

Use it as a support if you need to get up from bed in the middle of the night. Take it to the bathroom & toilet for added safety. It is beautiful and elegant in all detail, but the most important thing is that it helps many to a new and more comfortable life.

SPECIFICATIONS:

Product Code	60020
Handle Height	790 - 900 mm
Width	540 mm
Walker Weight	6.5 kg
SWL	100 kg

MOBILITY SOLUTIONS



Navigator Forearm Walker

The navigator is foldable, staying firmly closed making it is easy to transport. The frame and seat are tested and approved on users with a maximum weight of 150 kg. Light and reliable brakes act on the TPE covered unbreakable wheels. The optimal and rigid design of the frame and the fore arm support ensures the best possible user comfort (lightness, turning circle and steadiness).

- The Navigator is available in size large.
- The Navigator is easily height adjustable in the range from 900 – 1150 mm

SPECIFICATIONS:

Product Code	6782
Overall Width	550 mm
Overall Depth	610 mm
Height	740 - 1020 mm
Seat Height	620 mm
Handle Height	900 - 1150 mm
Walker Weight	10.8 kg
SWL	150 kg



Extra Wide Forearm Walker

Unilite Extracare Forearm Walker – Designed to support and tutor the user in an upright gait position this model has an extra wide frame (width between arms is 550mm) and capacity of 150 kg, ideal for the larger client.

Features include padded gutter supports that are adjustable in the forearm length, height and width.

This model is fitted with four large wheels and lockable cable brakes. Will fold for storage or transportation.

- Height adjustable ergonomic shaped handgrips
- Lightweight aluminium construction
- Lockable handbrakes
- 152mm castors

SPECIFICATIONS:

Product Code	6746
Seat Width	490 mm
Seat Height	620 mm
Handle Height	890 - 1100 mm
Width Between Arms	550 mm
SWL	150 kg

BEDROOM SOLUTIONS



Viva Mobile Overbed Table

The Viva Overbed Table offers the latest in smart and modern design, with an easy clean, seamless PE top to promote ease of use and satisfy infection control requirements. Featuring smooth lines, no joins or hard to reach contours, this innovative design makes previously hard to maintain items easier and quicker to clean.

- Easy gas lift height adjustment, non-tilt
- PE easy clean top,
- Base height 98mm
- Four castors, including two with brakes
- Supplied fully assembled

SPECIFICATIONS:

Product Code	4210
Top Width	900 mm
Top Depth	430 mm
Minimun Height	725 mm
Maximun Height	1050 mm
SWL	20 kg



Mobile Overbed Table

A very popular mobile table with a number of useful features, making it an ideal choice in many situations. With its easy lever operated height adjustment and smooth curved U-design, it fulfils all needs.

- Spring assisted lever height adjustment – lever stays with top eliminating need to bend to adjust table height
- Powdercoated U-shape base, round tube minimises injury risk
- Swivel castors, two are lockable

*** Table top is sold seperately. There are a range of colours on offer**

SPECIFICATIONS:

Product Code	4215 - B01
Finish	Beech
Width	450 mm
Length	750 mm



VT2 Cabinet

The tried-and-tested details of the bedside cabinets are quite impressive. Stable steel frames, high-quality ABS edges on all components of the bedside cabinet, as well as the rounded top board give the bedside cabinet its unmistakable character.

- The soft closing drawers are a standard feature that minimize noise and the danger of entrapment

SPECIFICATIONS:

Product Code	77890CLD
Finish	Lindberg Oak
Width	506 mm
Length	779 mm
Depth	470 mm

PATIENT SAFETY



Posey Non Skid Slippers

- Posey fall management slippers provide safety and reduce the risk of falls.
- Soft terry cloth upper
- Latex-free rubber sole
- Colour helps care staff identify high fall risk patients
- Machine washable
- All colours available in five sizes
- One-pair per package

Available in Green, Orange, Purple, Red or Yellow

Please call 1800 267 267 for full range of colour and size product codes.

SPECIFICATIONS:

Product Code	9PP56918R	9PP56920T
Size	Large	Extra Large
Colour	Red	Red



Staebel Socks

Staebel socks provide safety and prevention of falls.

- Soft terry cloth upper. Latex-free.
- Colour helps care staff identify high fall risk patients
- Grip on top and bottom
- Mesh band on large socks comfortably fits swollen ankles and calves
- Standard size fits up to adult size 13

Available in Green, Orange, Purple, Red or Yellow

SPECIFICATIONS:

Product Code	99040	9902R	9904R	9902Y	9904Y
Size	Large	Standard	Large	Standard	Large
Colour	Orange	Red	Red	Yellow	Yellow

SIZES AVAILABLE:

Size	Standard	Large
Min Foot Size	255 mm	280 mm
Max Foot Size	280 mm	310 mm

PATIENT SAFETY



Quick Dry Slipper

- Ideal for shower or aquatic pool use.
- Loose knit nylon lets water run through.
- Nylon mesh upper dries quickly when wet and will not hold water.
- Ideal for: Home Care, Hospitals and Nursing.
- Stretchable nylon uppers. Latex-free rubber soles.
- Non-skid protection against falls when dry.
- One-pair per package.

Staebel Crash Mat

- Foldable Falls Impact Reducing Mat.
- Easy to clean
- Made from heavy duty latex free material
- Chamfered edges reduce tripping hazard
- Can be easily folded for storage or transportation

Cordless Floor Pad

- 1 year life expectancy
- Simple operation and maintenance
- Easy to clean
- For use with cura1 Premium Falls Monitor
- Virtually no false alarms over the lifetime of the pad
- All bed/chair pads made from non-allergenic soft PVC
- Vent holes in the neck reduce the risk of moisture ingress

SPECIFICATIONS:

Product Code	9PP56943
Size	Small

SPECIFICATIONS:

Product Code	9822
Width	910 mm
Length	1760 mm
Thickness	40 mm

SPECIFICATIONS:

Product Code	92624
---------------------	-------

PATIENT SAFETY



Six Channel Cordless Falls Monitor (Secure Reset)

No more cords between monitor and pads. Can be used with up to six cordless sensor pads or other triggering devices.

Features:

- Monitor up to 6 wireless devices simultaneously.
- Works with a single Premium Pad or Mat.
- Alarm memory and auto re-arm.
- Amber LED visual alarm indicator.
- Battery operated or optional external plug pack.
- Up to 6 months battery life (nominal).
- Easy to access battery compartment.
- Can be connected to a nurse call system.
- 3 selectable alarm tones.
- Easy thumbwheel adjustable alarm volume.
- "Pause" feature allows caregiver to attend to the patient without setting the alarm off.

Safety Features:

- Alerts for lost nurse call connection, lost AC power supply & low battery
- All safety alerts sound even if alarm volume is muted, including low battery, AC lost, pad signal lost, nurse call lost & change pad.
- Cable strain relief & breakaway cord technology prevents damage & reduces risk of entanglement when used with Premium Pads & Mats.
- Non resettable "Pad Signal Lost" warning.
- Caregiver secure reset option.

What's included:

- 1 x 2700 Six Channel Cordless Falls Monitor
- 1 x 2742 Soft Monitor Cover
- 1 x 2642 Caregiver Reset Key
- 1 x Non-Absorbent Mounting Strap
- 3 x Alkaline AA Batteries

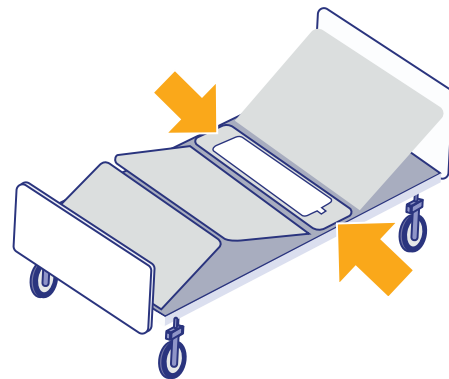
SPECIFICATIONS:

Product Code 92700

Under Mattress Bed Pads

The ultimate in patient comfort and system reliability. This bed pad is discretely installed underneath the mattress.

- Please be certain that the bed frame is compatible (has a flat area for the pad to sit on - see diagram below).
- Recommended weight range for reliable operation: 40kg to 200kg.



SPECIFICATIONS:

Product Code	Name
93156	ActiveCare Console
93515	ActiveCare Pager

PATIENT SAFETY




Falls Monitor with SafeTime Support

Connect with any cura™ Premium or Safetime Bed / Chair Pad or Floor Mat to alert a carer when a monitored patient gets out of bed. Compatible with Premium and SafeTime Bed & Chair Pads and Floor Mats.

Comes with mounting bracket, hanger strap, soft cover, reset key and batteries.

SPECIFICATIONS:

Product Code 92701



Economy Incontinence Monitor

Simple operation and maintenance. Works with all cura™ Economy Incontinence Sensors. Red LED visual alarm indicator. 3 x AAA battery operated or optional 6V external plug pack. 3 selectable alarm tones. Can be connected to a nurse call system.

SPECIFICATIONS:

Product Code 94020



Cordless Multiport Expander

Plugs into a nurse call system and can connect up to five cura™ wireless devices (2 x pad & 3 x other transmitters eg PET), a 2638 Nurse Call Pendant and one other wired device (eg a Premium Floor Mat).

SPECIFICATIONS:

Product Code 92544



Cordless Multiport Expander Bracket Mount

For nurse call panel configurations that are too small or crowded to accept the 2544 Cordless Multiport Expander, there is the 2549 Cordless Multiport Expander Bracket Mount, which has its nurse call plug on a Curly Cord, allowing the unit to be installed 90° the panel.

SPECIFICATIONS:

Product Code 92549



Wireless Call Button with Pull Cord

An IP 65 rated wireless call button for use with other cura™ wireless equipment. Fully wireless - no cabling required.

SPECIFICATIONS:

Product Code 92558



Personal Emergency Transmitter (PET)

A low-cost panic button with lanyard and a large splash resistant button for ease of use. Includes a lanyard or use with a hospital wristband.

SPECIFICATIONS:

Product Code 92588

PATIENT SAFETY



Wireless Handset

Wireless patient handset with call button and reassurance LED. Works with nurse call or direct to a pager. Includes wall mount bracket for when handset is not in use.

SPECIFICATIONS:

Product Code 927001



Nurse Call Pendant

Simple operation and maintenance and includes strain relief and a metal clip on the cable for securing to a bed.

SPECIFICATIONS:

Product Code 92406




Plug Pack

6Vdc 1A (regulated) suitable for many "curative" products. Being white in colour makes it aesthetically suitable for most clinical environments.

SPECIFICATIONS:

Product Code 92638



Bed Incontinence Sensor

Made from soft non-allergenic PVC. Reusable & easy to clean. For use with Economy Incontinence Monitor.

SPECIFICATIONS:

Product Code 94021




Chair Incontinence Sensor

Made from soft non-allergenic PVC. Reusable & easy to clean. For use with Economy Incontinence Monitor.

SPECIFICATIONS:

Product Code 94022

PATIENT SAFETY



iBeam

The narrow beam creates a precise detection zone.

This is especially useful for preventing unwanted alarms if other people frequent the same room, or where only a narrow area requires monitoring. A narrow beam allows a patient to move in their bed without triggering an alarm.

Whether across a door, stairs or beside a bed, there are countless ways that our iBeam can be used to protect those in your care and to make the job of being a caregiver easier.

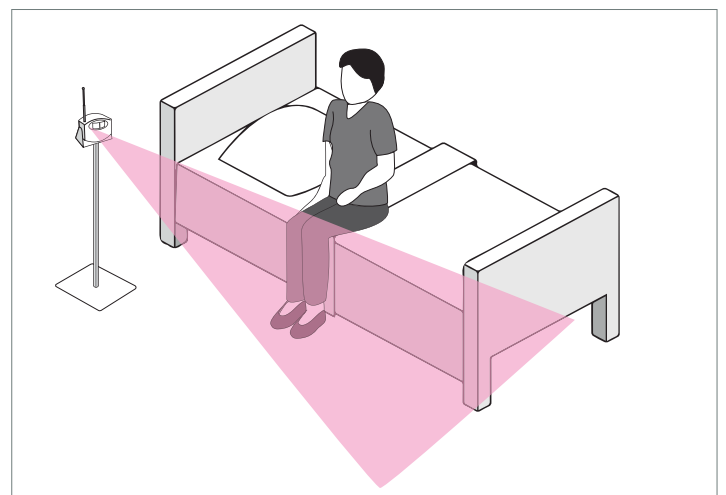
When used with our sturdy, adjustable-height EzyStand, precise positioning of the iBeam could not be simpler.

Ezy Stand

The EzyStand / iBeam combination allows a caregiver to quickly deploy targeted motion detection alarms in a variety of positions such as next to a bed, in front of a chair, near a door or stairs.

Our innovative 2723 EzyStand magnetically attaches to the 2721 iBeam and significantly adds to its ease of use.

The stand is sturdy, attractive and perfect for use in both professional and home environments.



USE WITH:

Product Code	Name
92700	Six Channel Cordless Falls Monitor
92544	Cordless Multiport Expander
93501	ActiveCare Pager
93500	ActiveCare Consol
92424	12 VDC Plug Pack

SPECIFICATIONS:

Product Code 92721

SPECIFICATIONS:

Product Code 92723

PATIENT SAFETY



Universal Cordless Pads, Mats & Transmitter

- Guaranteed 18 month warranty
- Easy to clean non-allergenic soft PVC
- Universal Bed Pads are foldable (single fold) Simple operation and maintenance
- When fitted with a Universal Transmitter (92720), Pads & Mats work with cura1 Cordless Receivers eg. 92700, 92544, 92549, 93500, 93501 & 93508
- When fitted with a USB to RJ10 Breakaway Cable (92693), Pads & Mats work with a Premium Monitor or receiver eg. 92701, 92544
- Floor Mat has low profile edges to reduce tripping hazards & allow easy wheelchair access
- Foldable Floor Mats in beige colour to help some Alzheimer patients who have trouble with dark mats being perceived as a “dark hole in the floor”

SPECIFICATIONS:

Chair Pad

Product Code	92691
Width	250 mm
Length	380 mm

SPECIFICATIONS:

Floor Mat

Product Code	92672
Width	610 mm
Length	1220 mm

SPECIFICATIONS:

Bed Pad

Product Code	92690
Width	250 mm
Length	760 mm

SPECIFICATIONS:

Product Code	Name
92691	Universal Chair Pad
92690	Universal Bed Pad
92693	Mini USB to RJ10 Breakaway Cable
92720	Universal Cordless Transmitter



SEE SOMETHING YOU LIKE? **LET'S HAVE A CHAT!**

Book your consultancy today with one of our friendly team members. See below information for ways you can get in contact....



1800 267 267



Showroom Opening Hours

Monday to Friday | 8:00am to 4:00pm



www.activemedicalsupplies.com.au



Cannon Hill

35 Southgate Ave, Cannon Hill QLD 4170



hello@activemedicalsupplies.com.au



Toowoomba

11 Grange St Toowoomba QLD 4350

activeMEDICAL

S U P P L I E S > S O L U T I O N S > S U P P O R T

P. 1800 267 267 | **F.** 07 3899 8825

E. hello@activemedicalsupplies.com.au

www.activemedicalsupplies.com.au